



Created Value

Created Value

Created Value Attribution:

**Do Private Equity GPs Deliver
Value for Fees?**

April 2024



Welcome

Moderator

Robert (Joey) Malagon,

Managing Director,

Alternative Asset Advisory



Speakers Speakers Speakers

P.J. Viscio, Managing Director, Alternative Asset Advisory

- 36 Years with Kroll/Legacy Firms
- 35 Years of Private Equity Channel Experience
- 32 years of Portfolio Valuation Experience.
- Prior Career as Geoscientist.
- MBA, Finance - Columbia Business School
- MA Earth & Planetary Sciences – Washington University
- BA Geology – Franklin & Marshall College

George Pushner, Ph.D., Director, Alternative Asset Advisory

- 20 Years with Kroll/Legacy Firms
- 20 years of Portfolio Valuation Experience.
- Former Asst. Professor of Finance.
- CFO and Co-Founder of Startup Software Company
- PhD, Finance & Economics - Columbia Business School
- MPA, AB – Economics/Public Affairs – Princeton University
- CFA, CIPM

Table of Contents

1. Overview of Kroll Alternative Asset Advisory
2. Created Value Attribution: What, Why & How (Not)?
3. The Fatal Flaws of the Value Bridge
4. The Fix: Kroll CVA Framework
5. Illustrative Example
6. Observations on Value Creation in Private Equity from 90+ CVA Studies
7. Q&A

Disclaimer

- Any positions presented in this session are those of the panelists and do not represent the official position of Kroll, LLC. This material is offered for educational purposes with the understanding that neither the authors nor Kroll, LLC or its affiliates are engaged in rendering legal, accounting or any other professional service through presentation of this material.
- The information presented in this session has been obtained with the greatest of care from sources believed to be reliable, but is not guaranteed to be complete, accurate or timely. The authors and Kroll, LLC or its affiliates expressly disclaim any liability, including incidental or consequential damages, arising from the use of this material or any errors or omissions that may be contained in it.

Leading Provider of Global Risk and Financial Advisory Solutions

We help clients detect, manage and mitigate enterprise risk and make strategic and informed financial decisions to protect and maximize value

Valuation

Valuation of businesses, assets and alternative investments for financial reporting, tax and other purposes.

Compliance and Regulation

End-to-end governance, advisory and monitorship solutions to detect, mitigate and remediate security, legal, compliance and regulatory risk.

Corporate Finance and Restructuring

M&A advisory, restructuring and insolvency, debt advisory, strategic alternatives, transaction diligence and independent financial opinions.

Cyber Risk

Incident response, digital forensics, breach notification, managed detection services, penetration testing, cyber assessments and advisory.

Environmental, Social and Governance

Advisory and technology solutions, including policies and procedures, screening and due diligence, disclosures and reporting, investigations, value creation and monitoring.

Investigations and Disputes

World-wide expert services and tech-enabled advisory through all stages of diligence, forensic investigation, litigation, disputes and testimony.

Digital Technology Solutions

Enriching our professional services, our integrated software platform helps clients discover, quantify and manage risk in the corporate and private capital market ecosystem.

Business Services

Expert provider of complex administrative solutions for capital events globally. Our services include claims and noticing administration, debt restructuring and liability management services, agency and trustee services and more.

Why KROLL?

Unique insights, data and technology providing foresight clients need to create an enduring competitive advantage

Stay Ahead with KROLL



Expert Led Insights

World-class experts with demonstrated success of **helping clients stay ahead of opportunities and threats** and navigate mission-critical, complex challenges



Proprietary Data Intelligence

Digitizing our advisory insights from across our business to create **unique, valuable and actionable intelligence**, investment and reporting offerings



Cohesive Tech-Enhanced Platform

Purpose-built modular tools for key buyer types **presented on an integrated basis**, embedded with our expertise, insights and data intelligence



Values-Driven

Instilling **excellence, ambition, courage and inclusion** throughout the organization and collaborating as **One Team, One Kroll to deliver, innovate and grow together**



Trusted Brand

Nearly **100-year history** of relentless client focus, innovation and excellence in **risk, governance, transactions and valuation**



Compelling Breadth of Global Capabilities

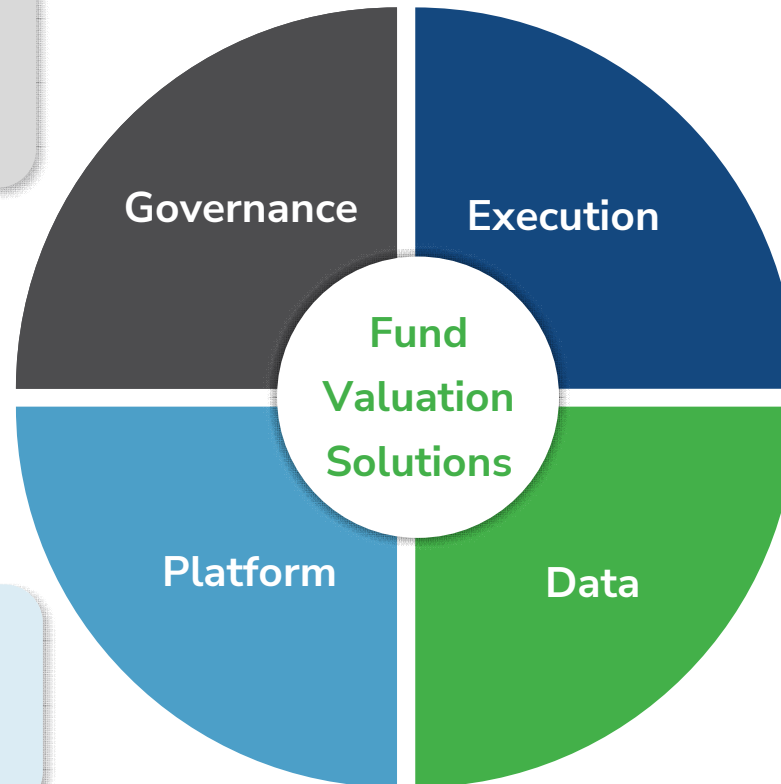
Global capabilities, delivered as **integrated, jointly-sold solutions**, driving value creation and protection in the most critical areas of need

Kroll Alternative Asset Advisory:

Thoughtful, bespoke, and comprehensive valuation solutions for fund managers and investors

A robust control environment begins with policies and procedures that align with industry best practices

Customized solutions including resource support, positive assurance, and independent valuations



Design and implementation of the valuation process, templates, models, and supporting documentation


Helping our clients to navigate valuation risks and make better decisions through unique insights and intelligence

Why Attribution? Why Attribution? **Why Attribution?**

Definition: Ascribing a quality or occurrence to a source or cause.

For Private Equity

Identifying value change drivers and quantifying their impact on and contribution to value creation and returns.




Why Attribution? Why Attribution? Why Attribution?

- **Transparency** into Value Creation
- Better understanding and evaluation of investment performance
- Understanding GP-value-add vs. incidental value creation (i.e., attributable to 'macro factors')
 - Programmatic vs. Idiosyncratic
 - Repeatable?
- Assessing Value for Fees Paid
- While LP's expect Private Equity GP's to be competent at deal sourcing, structuring and execution,
- LP's focus on value creation driven by
 - **'BUILDING BETTER BUSINESSES'**
- Through **Operational Value-Add** and/or **Strategic Value-Add**
- Through **Deep Industry Experience and Knowledge**, and **Operating Expertise**

How (Not) to Attribute Created Value

The 'Value Bridge'



Conventional Wisdom

Increases in EBITDA represent portfolio company operational improvement. Therefore, indicative of 'Building a Better Business'.

Multiple expansion is a 'macro' factor. Therefore, not indicative of 'Building a Better Business.'

The Fatal Flaws

The Conventional Wisdom applied to Value Bridge Does Not Account for



Purchased EBITDA through add-on acquisitions.

- Buying vs. Building Value
- Add-on's set stage for future organic value creation



Portfolio Company Performance Relative to Industry.

- Implicit assumption that EBITDA improvement (or deterioration) is 100% entity/0% sector (or at least weighted toward entity).
- Implicit assumption that multiple expansion (or contraction) is 100% sector/0% entity (or at least weighted toward sector).

The Fix: Kroll CVA Framework

FKA Duff & Phelps CVA Framework; AKA Viscio-Pushner Model

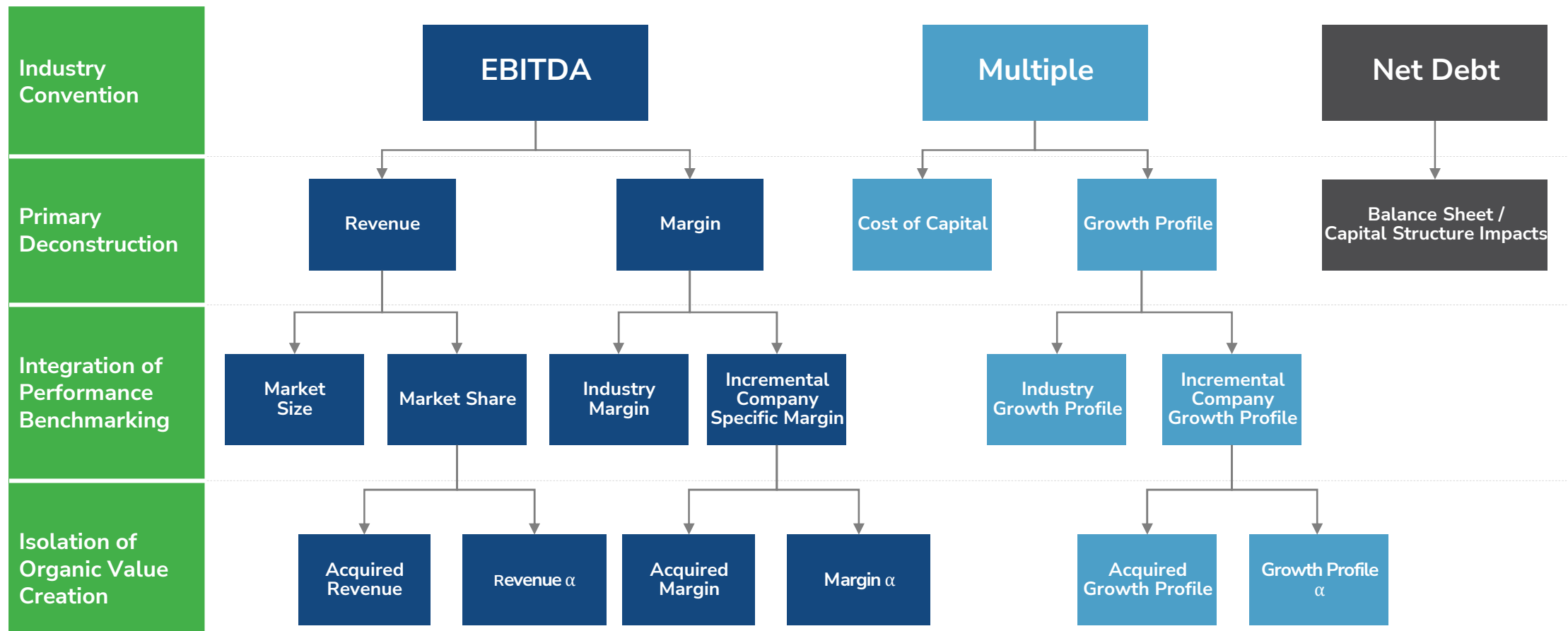
- ✔▶ Builds on and addresses the fatal flaws of the conventional approach.
 - Incorporates portfolio-company-level industry benchmarking.
 - Quantifies and segregates transactional impacts of add-on acquisitions.
- ✔▶ Open, Non-Proprietary Framework
- ✔▶ Not a Black Box
- ✔▶ Ultimately attributes value to four “Fundamental Sources”
 - Industry/Sector
 - Beta (Capital Markets)
 - Deleveraging
 - Alpha (superior, i.e., better than industry average) organic business value creation.
- ✔▶ Alpha indicates building a business with better than average results.
- ✔▶ With the exception of the benchmark selection, the Framework is essentially just math.

Kroll CVA Framework

- ✔▶ Well received by the LP and academic communities
 - INSEAD Whitepaper
 - ILPA Whitepaper/Education Program
- ✔▶ Approximately 10 years of CVA experience
- ✔▶ Performed 93 (full comprehensive entry to exit) CVA studies to date.
- ✔▶ GP clients span from emerging market and lower middle market private equity to large buyout.
 - LP messaging (including at LP and LPAC meetings); Fundraising data room
 - Component of internal GP deal team evaluation; GP core competency optimization (i.e., focus on types of deals/initiatives that have resulted in most Alpha)
- ✔▶ Anecdotal evidence of other GP's adopting the framework.
- ✔▶ Detailed CVA whitepaper and whitepaper series have addressed fundamentals of CVA Framework and the application to current issues including Measurement of Alpha, Value Preservation, and Application to ESG Initiatives.
- ✔▶ Definitive Handbook on CVA is forthcoming.

Identifying and Measuring GP – Created Value

Two Critical Components: Benchmarking & Isolation of Organic Value

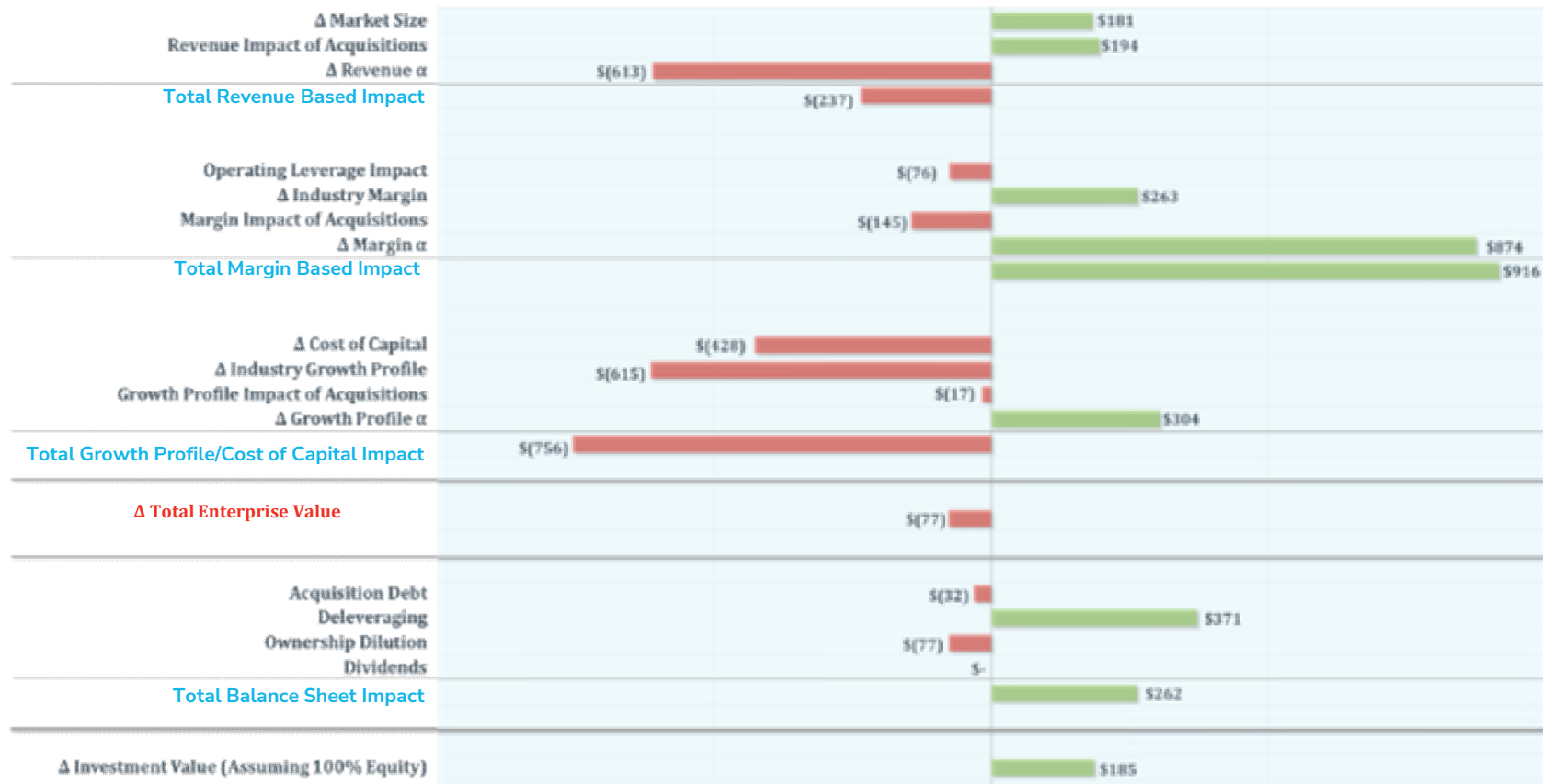


Individual Full Drivers – Full Detail

Individual Full Drivers – Full Detail

Individual Full Drivers – Full Detail

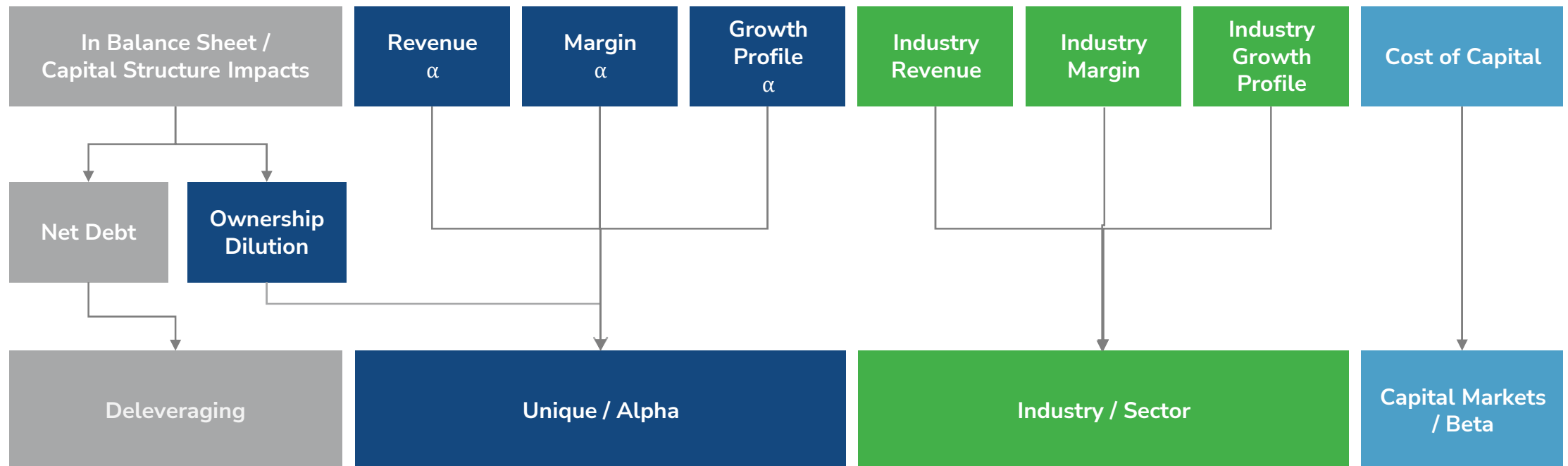
Value Driver
(In Millions)



Quantifying Value Creation by Fundamental Sources

Quantifying Value Creation by Fundamental Sources

Quantifying Value Creation by Fundamental Sources



Created Value by Fundamental Sources

Created Value by Fundamental Sources

Created Value by Fundamental Sources

Value Driver
(In Millions)

Created Value from Acquisition Date through June 30, 2022
Fair Value = 1.1x Cost



Kroll Created Value Attribution Framework

Fundamental Value Creation By Investment

	Fastbelt	PT	Sports	\$TAFF	Safety	Medteam	Java	Snacks	Cafeteria	Legal	Total
Industry / Sector	\$289.8	\$94.9	\$(105.4)	\$(34.9)	\$(39.3)	\$33.3	\$41.0	\$385.6	\$38.4	\$10.9	\$714.2
Beta (Capital Markets)	\$5.0	\$19.9	\$19.2	\$16.2	\$6.4	\$20.8	\$(4.5)	-	\$(6.7)	\$(15.3)	\$61.1
Deleveraging	\$49.4	\$1.5	\$(12.7)	\$(1.7)	\$(12.1)	\$(6.6)	\$13.5	\$(45.5)	\$27.6	\$65.7	\$79.0
Alpha (Unique)	\$234.3	\$59.5	\$36.4	\$(79.5)	\$200.0	\$60.4	\$122.4	\$374.8	\$108.1	\$(78.3)	\$1,038.0
Total	\$578.5	\$175.8	\$(62.6)	\$(99.8)	\$154.9	\$107.9	\$172.5	\$714.8	\$167.3	\$(16.9)	\$1,892.3

- 7 of 10 investments had positive total value creation and 3 saw a reduction in value
- Of the three with a reduction in value, one still had positive Alpha (Unique) value creation
- 8 of 10 investments had Alpha (Unique) sources of created value
- For 50% of the investments, Alpha (Unique) value creation was the largest source of value creation
- Industry/Sector Value Creation is consistent with successful industry initiatives and executive alliances

Flexibility in Segmentation of Analyses

Flexibility in Segmentation of Analyses

Flexibility in Segmentation of Analyses



Flexibility in Segmentation & Application to Specific Initiatives

Can break out revenue and margin impacts of specific initiatives, allowing further evidencing of the results stemming from GP core competencies and/or ESG efforts.

- New Products
- Change in Customer Mix
- Changes in Product Mix
- ESG Initiatives



Analysis Across Time Periods

- Discrete Investment Periods (Before vs After)
- Can represent demarcation of significant events e.g. change in strategy, management team, restructuring, major ESG initiatives, etc.
- Period of Analysis is Flexible
- Can apply to unrealized investments for emerging GPs
- Can apply on periodic basis to allow GPs to better communicate their value add to portfolio company performance on an on-going basis

Observations Observations **Observations**

Our Sample

- Most observations are based on our first 93 studies to date. This is a small sample and the results reflect both positive and negative self selection
- **While sample is small and unrepresentative, it illuminates and provides additional insight into certain value creation in private equity**
- The sample contains a diverse group of investments, representing various time periods, sectors, sizes, and regions



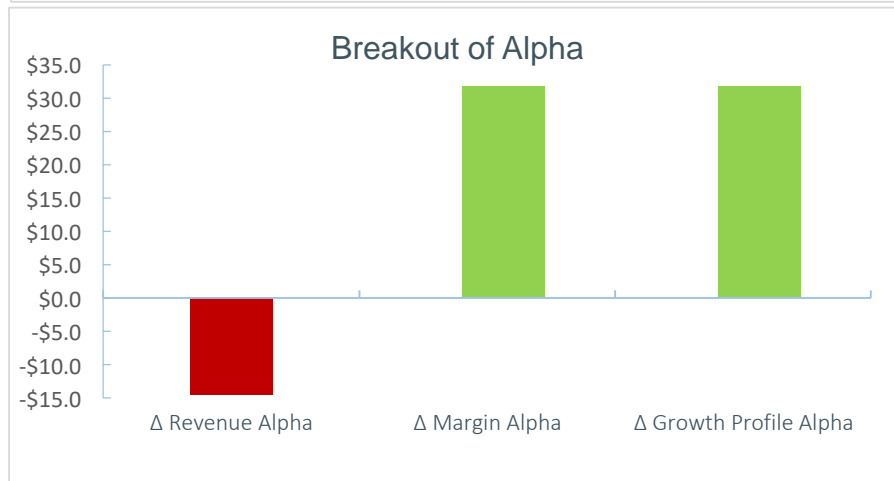
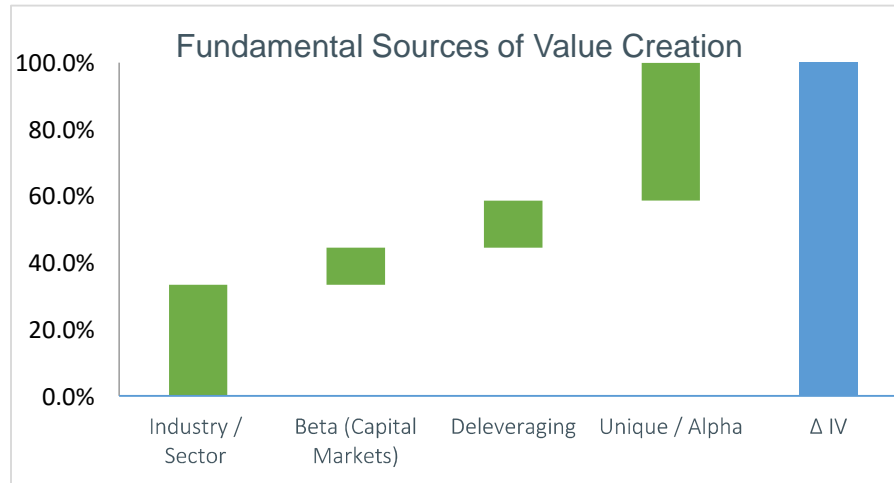
Where does Alpha come from? Where does Alpha come from? **Where does Alpha come from?**

Some Descriptive Statistics

- **75 of 93 investments had overall Alpha value creation**
 - 84 of 93 investments to date had positive total value creation and nine saw a reduction in value
 - Of the nine with a reduction in value, two still had positive alpha value creation
 - Of the 18 with negative Alpha value creation, 11 occurred in investments with positive total value creation
- 99% of the investments had some type of positive Alpha
- 24 Investments were “Triples” with Alpha from unique revenue growth, margin improvement, and growth profile
- 44 Investments were “Doubles” with Alpha from two of these areas
- 25 Investments were “Singles” with Alpha from one of these areas

Aggregate of Observations

Building Better Businesses



- The largest value drivers are Unique/Alpha and Industry/Sector, and the aggregate magnitudes are similar
- Sample indicates GPs appear, for the most part, focused on building Better businesses rather than building Bigger businesses
- The deals that dominate our sample seem to target the quality of revenue, including the impacts on margins and future growth

Observation Observation Observation

Limitations of IRR?

Created Value Alpha may be independent of IRR



Observation

- % of 'value creation' from EBITDA is uncorrelated with IRRs (R-squared of zero).
- % of value creation from Alpha is mostly uncorrelated with IRRs (R-squared of 7%).
- Alpha value creation measures performance on an outperform basis and an investment can have high Alpha with high or low returns.



Implication

EBITDA is not the real driver of IRRs within our sample, and while an important measure of total returns, IRR, in and of itself, is not necessarily indicative of GP value add, which can exist in both up and down markets.

Observation Observation Observation

Value Preservation

Industry headwinds often spotlight Alpha value creation



Observation

Investments with the highest percentage of Alpha often show weak industry performance. This often reflects industry headwinds, which is why EBITDA can be a weak indicator of Alpha.



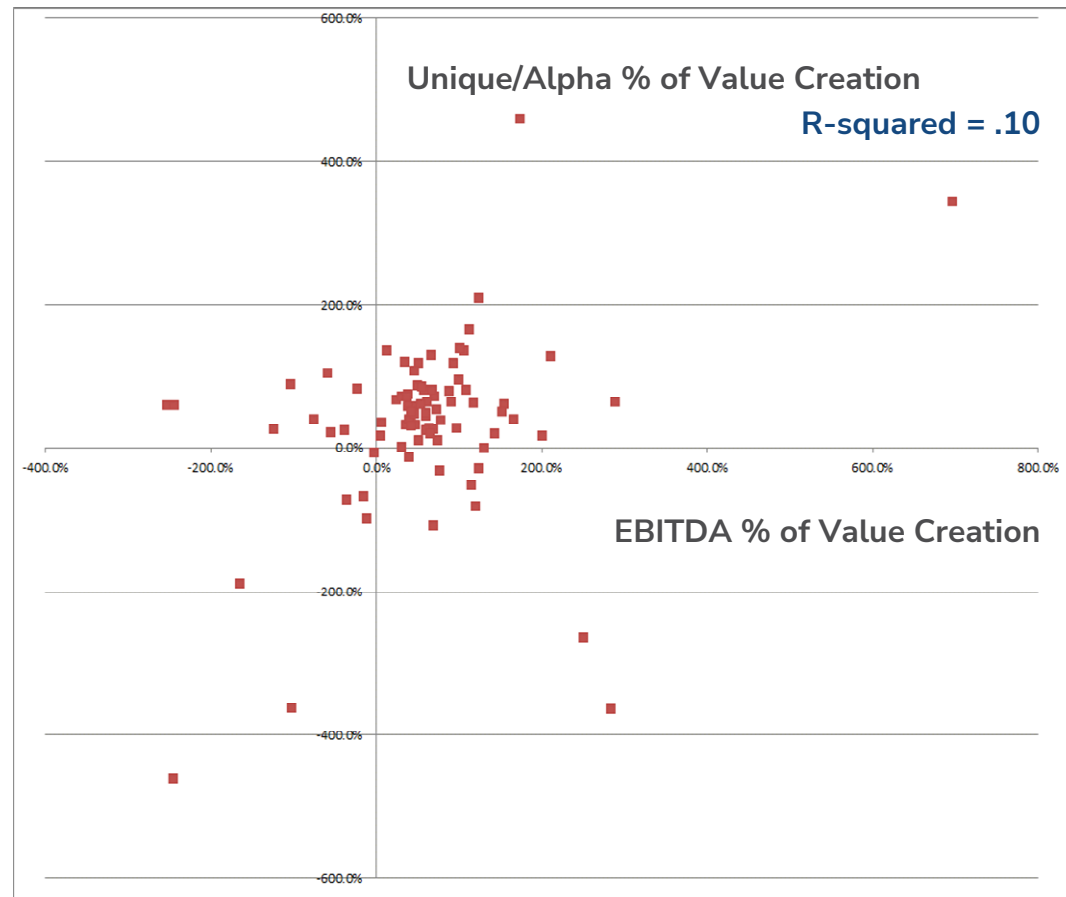
Implication

Created value alpha as percent of total value creation is more prevalent in circumstances of poor industry performance, representing preservation of value.

Limitations of Historical Approach

Historical Approach Appears to Be Misleading 50% Of The Time

(Based on CVA Analysis of 93 Investments)



- R-squared value indicates that only 10% of the variation in Created Value Alpha is explained by EBITDA improvement
- EBITDA improvement has a negative correlation with Created Value Alpha for post Financial Crisis investments
- Based on our first 93 CVA analyses, EBITDA improvement gave a misleading view of Unique Value Creation for about 50% of the investments
- Operational/Strategic Value Add as measured by EBITDA improvement may be substantially overstated, with a large portion of value from EBITDA improvement representing industry movement and/or acquisition impacts.

How Kroll Can Assist in Adoption of Framework

How Kroll can help GP's and LP's

- 1 ▶ Thought leadership through our CVA whitepaper series, downloadable from our website. (This is free)!
- 2 ▶ Guidance Through the CVA Handbook (forthcoming in 2024).
- 3 ▶ In-House Training. (Including CVA Masterclass).
- 4 ▶ Advice and Assistance.
- 5 ▶ Independent Analysis.

Links to Whitepapers

For a copy of

Updated Whitepaper: Created Value Attribution

Go to:

[Assessing How Value is Created in Private Equity Through a Robust Analytical Framework](#)

Quantifying Value Created From Private Equity ESG Initiatives

Go to:

[The Kroll Created Value Attribution \(CVA\) Framework Whitepaper Series | Valuation](#)

Measuring Alpha for Private Equity

Go to:

<https://www.kroll.com/en/insights/publications/alternative-asset-advisory/measuring-alpha-for-private-equity>

Value Preservation in the Age of COVID-19: Assessment and Conveyance

Go to:

[The Duff & Phelps Created Value Attribution Whitepaper Series: Value Preservation in the Age of COVID-19: Assessment and Conveyance \(kroll.com\)](#)

For a copy of INSEAD's paper:

Value Creation 2.0, featuring Kroll's Created Value Attribution Framework

Go to:

<http://centres.insead.edu/global-private-equity-initiative/documents/INSEAD-ValueCreation2.0.pdf>

To view an abstract of the Institutional Limited Partners Association (ILPA) white paper Limitations of the Value Bridge and How LPs Can Better Assess Value Creation

Go to:

<https://www.kroll.com/en/insights/publications/alternative-asset-advisory/ilpa-white-paper>

Thank You

Learn More About Kroll

Valuation Advisory Services

Financial Reporting	Tax	Alternative Asset Advisory	Real Estate Services	Fixed Asset Advisory Services
<ul style="list-style-type: none"> Purchase Price Allocation Goodwill and Asset Impairment Intellectual Property Valuation Fresh Start Accounting Derivative Valuation and Share-Based Compensation Business Valuation Strategic Value Advisory 	<ul style="list-style-type: none"> Tax Valuation Transfer Pricing Legal Entity Valuation Purchase Price Allocation Estate and Gift Tax Interest Expense Allocation Property Tax Consulting Sales and Use Tax Services Site Selection and Incentives Advisory 	<ul style="list-style-type: none"> Portfolio Valuation Valuation Policy and Procedures Consulting Fund Manager Valuations Created Value Attribution Secondary Transfers Valuation of Illiquid and Complex Securities Derivatives and Structured Credit Products Valuation 	<ul style="list-style-type: none"> Real Estate Valuation and Consulting Real Estate Financing Valuations Hospitality Advisory Services Right of Way Appraisal Cost Segregation Real Estate Investment Advisory Real Estate Transaction Advisory Property Asset Management and Optimization 	<ul style="list-style-type: none"> Fixed Asset Management Insurance Valuation Services Machinery and Equipment Valuation

Our Evolution

Trusted Partner for
Nearly 100 Years

Serving clients in 140 markets
across nearly every industry
and sector

STORIED BRAND 1932-2004

- Duff & Phelps founded as investment research firm

NEW FIRM, EXPANDING CAPABILITIES 2005-2020

- Started as valuation and corporate finance advisor
- Rapid growth into other governance, risk, compliance and complementary solutions
- Acquired 30+ businesses, including Kroll

ONE TEAM, ONE KROLL 2021-present

- Duff & Phelps rebrands as Kroll and completes brand unification
- Acquired Crisp and Resolver risk companies
- Acquired AVC Ltd. to create dedicated energy team within FAAS practice
- Talent Acquisition of the BFI Team to strengthen and expand valuation services in the Netherlands

Our Values

Our six values are at the core of who we are and how we interact with our people, clients and partners at work and within every community we serve.

Excellence

Excellence is a mindset – we do challenging work and pursue extraordinary results. We relentlessly focus on excellence – for our clients and colleagues.

Ambition

We are energized to learn, to teach, to grow. We constantly seek to do better – comfort and excellence rarely co-exist.

Courage

We make bold decisions, not just the easy ones. We find, reveal and tell the truth. Integrity is the foundation of everything we do.

Inclusion

We embrace and cultivate diversity – we respect, include and value one another. We support and care about the communities where we live and work.

Innovation

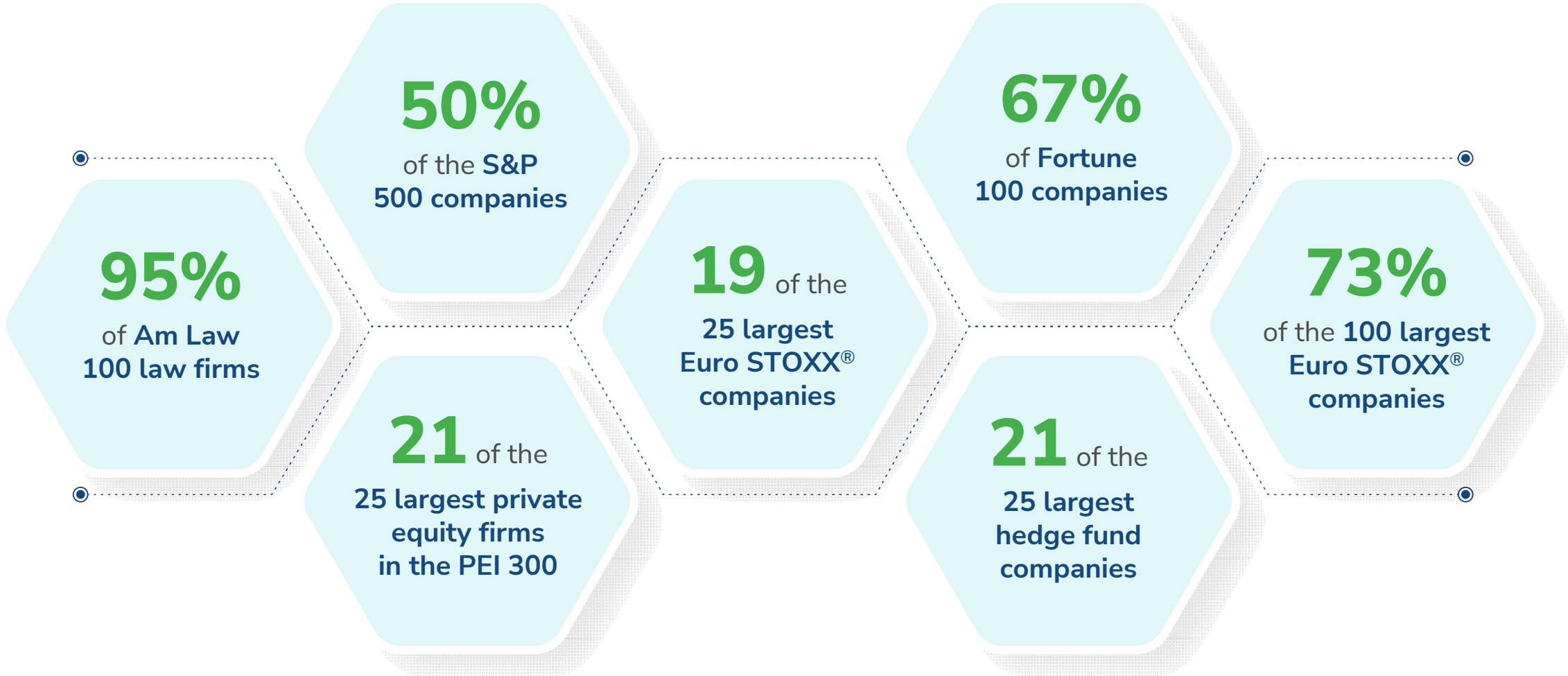
We challenge ourselves to discover new ways to create value. We harness the power of smart data with technology to enable faster decisions and always anticipate what's next for our clients.

One Team, One Kroll

We are stronger together – always focused on solutions, not silos. We collaborate across borders and disciplines in pursuit of excellence.



Our Market Presence



Our Awards and Rankings

Financial Advisory Recognition

REFINITIV 
Refinitiv Global M&A Review 2022
Ranked #1
for Global Announced Fairness Opinions for Full Year 2022¹
¹Based on 51 Credited Deals per Refinitiv's Global Mergers & Acquisitions Review Full Year 2022

privateequitywire
Private Equity Wire US Awards 2022
Kroll Wins Best Regulatory and Compliance Firm of the Year


Forensic Accountants 2022
LEXOLOGY Client Choice Awards 2022 - Exclusive Winner of Forensic Accountants

 **TURNAROUND, RESTRUCTURING AND INSOLVENCY**
Turnaround, Restructuring & Insolvency Awards 2021
Winner - Turnaround Firm of the Year

with.
Intelligence
Best Valuations Firm
HFM European Services Awards 2023

Our Awards and Rankings

Risk Advisory Recognition



Who's Who Legal (WWL) 2022
Experts recognized in WWL Asset Recovery, Construction – Quantum Delay & Technical, Forensic Accountants Quantum of Damages



Global Arbitration Review's GAR 100 Expert Witness Firms Power Index - 2022
Ranked fifth on the annual list of top expert firms globally.



Global Investigations Review (GIR) 100 2021
Named as one of the top 100 cross-border investigations practices



Forrester Wave™ 2022
Kroll named a Strong Performer in the Forrester Wave™ Cybersecurity Incident Response Services Q1 2022



IAM 1000
IAM Patent 1000 2023
Recommended firm for Expert Witnesses



SC Awards Europe 2022
Winner - Managed Detection and Response Solution
Finalist - Best Incident Response Solution



IDC MarketScape 2021
Named a Global Leader in Incident Response Readiness



G2 Awards 2022
G2 Best Support 2022



ISC West Award Winner
Best in Threat/Risk Management Software Application

Our locations

6,500 professionals worldwide continuing the firm’s nearly 100-year history of trusted expertise. Across 34 countries and territories worldwide



○ The Americas

- Atlanta
- Austin
- Bermuda
- Bogota
- Buenos Aires
- Boston
- Chicago
- Dallas
- Ellensburg
- Houston
- Los Angeles
- Mexico City
- Morristown
- Nashville
- New York
- Philadelphia
- Richardson
- San Francisco
- Sao Paulo
- Seattle
- Secaucus
- Silicon Valley
- Toronto
- Washington, D.C.
- Waterbury

○ Caribbean

- British Virgin Islands
- Cayman Islands

○ Europe, Middle East and Africa

- Abu Dhabi
- Agrate Brianza
- Amsterdam
- Barcelona
- Berlin
- Bilbao
- Birmingham
- Brussels
- Dubai
- Dublin
- Frankfurt
- Gibraltar
- Guernsey
- Jersey
- Johannesburg
- Lisbon
- London
- Luxembourg
- Madrid
- Manchester
- Milan
- Munich
- Padua
- Paris
- Pesaro
- Riyadh
- Rome
- Turin
- Zurich

○ Asia Pacific

- Bangalore
- Beijing
- Guangzhou
- Hanoi
- Hong Kong
- Hyderabad
- Jakarta
- Kuala Lumpur
- Manila
- Mumbai
- New Delhi
- Shanghai
- Shenzhen
- Singapore
- Sydney
- Taipei
- Tokyo



For more information, please contact:

About Kroll

As the leading independent provider of risk and financial advisory solutions, Kroll leverages our unique insights, data and technology to help clients stay ahead of complex demands. Kroll's global team continues the firm's nearly 100-year history of trusted expertise spanning risk, governance, transactions and valuation. Our advanced solutions and intelligence provide clients the foresight they need to create an enduring competitive advantage. At Kroll, our values define who we are and how we partner with clients and communities. Learn more at www.kroll.com.

M&A advisory, capital raising and secondary market advisory services in the United States are provided by Kroll Securities, LLC (member FINRA/SIPC). M&A advisory, capital raising and secondary market advisory services in the United Kingdom are provided by Kroll Securities Ltd., which is authorized and regulated by the Financial Conduct Authority (FCA). Valuation Advisory Services in India are provided by Kroll Advisory Private Limited (formerly, Duff & Phelps India Private Limited), under a category 1 merchant banker license issued by the Securities and Exchange Board of India.

© 2024 Kroll, LLC. All rights reserved.

PJ Viscio



Managing Director
Alternative Asset Advisory

Kroll
New York
+1 212 871 6267
pj.viscio@kroll.com

PJ Viscio is a managing director in the New York Office of Kroll and part of the Alternative Asset Advisory segment. He has over 25 years of valuation experience and focuses on the private equity industry, providing advice and analysis to general partners and their funds' portfolio companies.

PJ leads a team that has developed, for private equity clients, certain transparency enhancement tools to help assess and evidence operational and strategic value-add in private equity investments. These include the Kroll Created Value Attribution Framework as well as performance benchmarking.

He has valuation experience related to an array of purposes, including transactions, financial reporting and tax. As part of the Portfolio Valuation service line, he assists clients with the valuation of portfolios of private equity and other illiquid investments. He also assists their portfolio companies and their boards with respect to the valuation of their companies' stock related to equity-based management compensation plans.

He was previously a managing director with Standard & Poors Corporate Value Consulting and a director in the valuation practices of PricewaterhouseCoopers and Cooper & Lybrand. PJ has authored articles published in Private Equity Manager, Buyouts and Financier Worldwide. He was also a contributing author to The Definitive Guide to Private Equity Valuation.

PJ received his B.A. from Franklin & Marshall College, his M.A. from Washington University and his M.B.A. in finance from Columbia Business School.

George Pushner



Director
Portfolio Valuation

Kroll
New York
+1 212 871 6285
george.pushner@kroll.com

George Pushner is a director in the New York office and part of the Portfolio Valuation service line. He has demonstrated expertise in the valuation field for more than 20 years and has more than 20 years of specific experience in portfolio valuation.

At Kroll (formerly Duff & Phelps), George has been responsible for quarterly and monthly valuations and reviews of more than 250 portfolio positions. George has valued a wide variety of financial instruments, firms and intangible assets including restricted shares, stock options, puttable and callable convertible debt, financial services firms and foreign start-ups and joint ventures. He has served numerous sectors, including financial services, technology, pharmaceutical, telecommunications, retailing, energy and manufacturing and industries, including brokerage, asset management, automotive, aerospace, internet, software, transportation, jewelry, beverages and lumber.

He has also co-developed a framework to attribute created value for private equity investments and has led numerous engagements for this service offering. He has also demonstrated expertise in performance measurement and calculation and directed multiple engagements related to the calculation of alphas, PME analysis, investment performance benchmark evaluation, IRR calculations, and performance reporting.

Prior to joining Standard & Poor's Corporate Value Consulting, which merged with Duff & Phelps in 2005, he was a manager with Analysis Group, where he led litigation consulting engagements for more than 20 cases involving valuations, securities issues and damages calculations. Prior to joining Analysis Group, he was a founder and chief financial officer of a start-up software company. His experience also includes strategic planning and financial analysis for AT&T and transfer pricing analysis for Deloitte & Touche. George was also a professor of finance and has several publications in refereed finance journals relating to performance measurement, corporate governance, capital structure and securities fraud.

George received his Ph.D. in finance and economics from Columbia Business School and his M.P.A. and A.B. degrees from the Woodrow Wilson School of Princeton University. He is also a Chartered Financial Analyst, holds the Certificate in Investment Performance Measurement and passed the Certified Financial Planner Exam.

George has been an instructor since 2010 for the World of Money, whose mission is to empower youth with a sound financial foundation.

Robert J. (Joey) Malagon



Managing Director
Alternative Asset Advisory

Kroll
New York
+1 212 871 6989
robert.malagon@kroll.com

Robert J. (Joey) Malagon is a managing director and part of the Portfolio Valuation service line. Joey has more than 19 years of experience and specializes in the valuation of illiquid securities and interests. Joey provides valuation advisory services to alternative asset managers, including private equity, hedge funds and business development companies. He has performed valuations of portfolios of illiquid credit instruments, equity interests held by large private equity funds and has valued management fees and carried interest for private equity management entities. Joey's hedge fund experience includes the analysis of private loans, including senior secured and subordinated debt, convertible preferred and common equity, warrants and other derivatives, and limited partner and general partner interests under the guidelines of ASC §820 or the equivalent international standard.

Joey's other experience includes the valuation of businesses and intangible assets for a diverse range of companies, including: regional and multinational banks, specialty retailers, industrial manufacturers, distillers and brewers, as well as numerous other companies under the guidelines of ASC §805 (formerly SFAS 141) and ASC §350 (formerly SFAS 142).

Joey joined Kroll in conjunction with the merger of Standard & Poor's Corporate Value Consulting ("CVC") with Duff & Phelps. Prior to joining the New York office of CVC, Joey worked as a senior associate in the Atlanta office of CVC.

Joey received his B.S. in finance from the University of Florida.