
15 September 2022

8th Circular to Creditors

Dear Sirs,

Torque Group Holdings Limited (In Liquidation) (“Torque”) **BVI Company Registration Number: 2024611**

I refer to the Circular dated 24 June 2022 (the “7th Circular”), in which the Liquidators provided creditors with an update on the progress of the Liquidation to date and next steps.

Unless otherwise defined herein, capitalised terms used in this circular have the same meanings as those defined in the 7th Circular.

The purpose of this circular (the “8th Circular”) is to provide creditors with details regarding the opening of the Claims Portal to facilitate online submission of claims in the Liquidation.

A. Claims Portal

1. The Claims Portal was opened on Thursday, 15 September 2022.
2. Creditors who intend to claim in the Liquidation are advised to prepare for lodgement of claims in the following way:
 - 2.1 provide the Liquidators with your updated email contact details (if necessary); and
 - 2.2 take a screenshot of your Torque Account Username and Trading Wallet Balances via either: (i) the Torque website at: <https://torque.asia/>; or (ii) the Torque mobile application. Detailed instructions are included at Annexure A of this 8th Circular.
3. Although the screenshot of your Trading Wallet Balances and Username would not be required in the event that your claim is automatically matched with the records of the Company through the process of the Claims Portal, in the event that any creditor may not agree with the Company records, the screenshot of the Trading Wallet Balances would be a key factor in substantiating any claim that may differ from the Company records.
4. Please note that the Torque Trading website is scheduled to be shut down no later than **Friday, 30 September 2022**, and it will not be possible to capture the screenshot after this date.

B. Claims Portal Registration Email

5. A registration email for claims submission via the Claims Portal ("**Registration Email**") has been circulated to the majority of creditors for participation in an automated claims process via the following email address:
torquekbcsupport@krollbusinessconnect.com.
6. **On receipt of the Registration Email please ensure that you follow the instructions provided and submit your claims in the Liquidation via the Claims Portal by Friday, 7 October 2022. Please check your Junk Email inbox in the event of non-receipt of the Registration Email.**
7. Manual submissions can alternatively be made online to the Claims Portal via the following link: <https://forms.kroll.com/orbeon/fr/torque/claimant-pod-manual-unlocked/new>.

C. Technical Support

8. A step-by-step instruction guide for creditors on how to submit their claims using the Claims Portal is provided in the Torque Portal User Manual included at Annexure B of this 8th Circular.
9. For enquiries in relation to the Claims Portal, please contact our technical support team at the following email address: torquekbcsupport@krollbusinessconnect.com.
10. For general enquiries in relation to the Liquidation, please contact the Liquidators at the following email address: bw-torque@kroll.com.

D. Contact Details

Should you have any queries or require further information, please contact either myself or Kent McParland. Our contact details are set out below:

Kroll
Office BVI : +1 284 393 9300
Office SG : +65 6327 1211
Email : bw-torque@kroll.com

Yours faithfully



Jason Kardachi
Joint Liquidator

Annexures:

- (A) Torque Group Holdings (In Liquidation) – Taking a Screenshot of your Torque Account Username and Trading Wallet Balances.
- (B) Torque Portal User Manual.




Torque Group Holdings Limited (In Liquidation)

Taking a Screenshot of your Torque Account Username and Trading Wallet Balances

1. Via Torque Website

Step 1. Visit the Torque Website

- Go to <https://torque.asia/>
- Click “LOGIN” in the top right-hand corner.




Step 2. Log in to your user account

- Enter your Torque Username and Password, and press “SIGN IN”.

Please check that you are visiting <https://torquebot.net>

<https://torquebot.net/welcome/login/>



Hello! Let's get started

User Name

Password

SIGN IN

[Forgot Password →](#)

[Create new account →](#)

Disclaimer:


There are regulatory restrictions in several jurisdictions with respect to participating in any arrangement or scheme involving the use of digital assets. Torque Group and its affiliates takes no responsibility for the participation by any person in its products or services. Torque Group and its affiliates do not market or advertise its services or products generally and does not engage in solicitation or making of offers to any person.

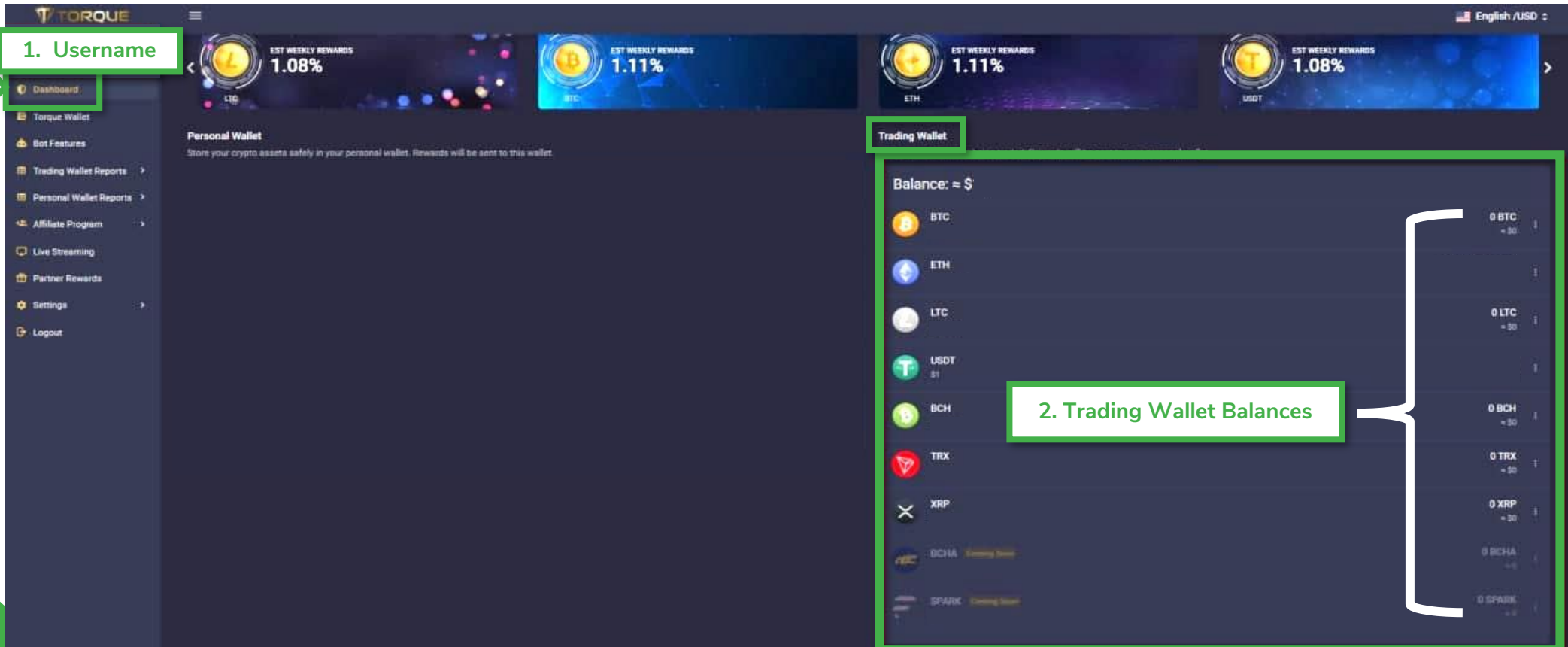
The contents of this website and/or any other written materials shall not constitute an offer to sell or the solicitation of an offer to buy nor shall there be any sale of any capital markets products in any jurisdiction in which such offer, solicitation or sale would be unlawful prior to registration or qualification under the securities laws of any such jurisdiction.

Persons wishing to participate in the products or services offered by Torque Group and its affiliates are highly encouraged to do their own due diligences and obtain independent advice about the laws and regulations applicable to their home jurisdictions, including the obtaining of any requisite governmental or other consents and the observation of any other formalities.

[Privacy - Terms](#)

Step 3. Screenshot Trading Wallet Balance and Username

- Proceed to your **Dashboard** using the  icon in the banner at the top of the screen.
- Click **Dashboard** to view your wallet balances.
- Take a full page screenshot which clearly displays **(1)** your Torque Username and **(2)** all Trading Wallet Balances you wish to submit your claim for.



The screenshot displays the Torque dashboard interface. On the left sidebar, the 'Dashboard' option is highlighted with a green box and labeled '1. Username'. The main content area shows the 'Trading Wallet' section, which is also highlighted with a green box and labeled '2. Trading Wallet Balances'. The Trading Wallet section displays a list of cryptocurrencies and their balances, all of which are 0. The list includes BTC, ETH, LTC, USDT, BCH, TRX, XRP, BCHA, and SPARK. The balance for each cryptocurrency is shown as 0. The dashboard also features a top banner with estimated weekly rewards for various cryptocurrencies: LTC (1.08%), BTC (1.11%), ETH (1.11%), and USDT (1.08%).

Cryptocurrency	Balance
BTC	0 BTC
ETH	0 ETH
LTC	0 LTC
USDT	0 USDT
BCH	0 BCH
TRX	0 TRX
XRP	0 XRP
BCHA	0 BCHA
SPARK	0 SPARK

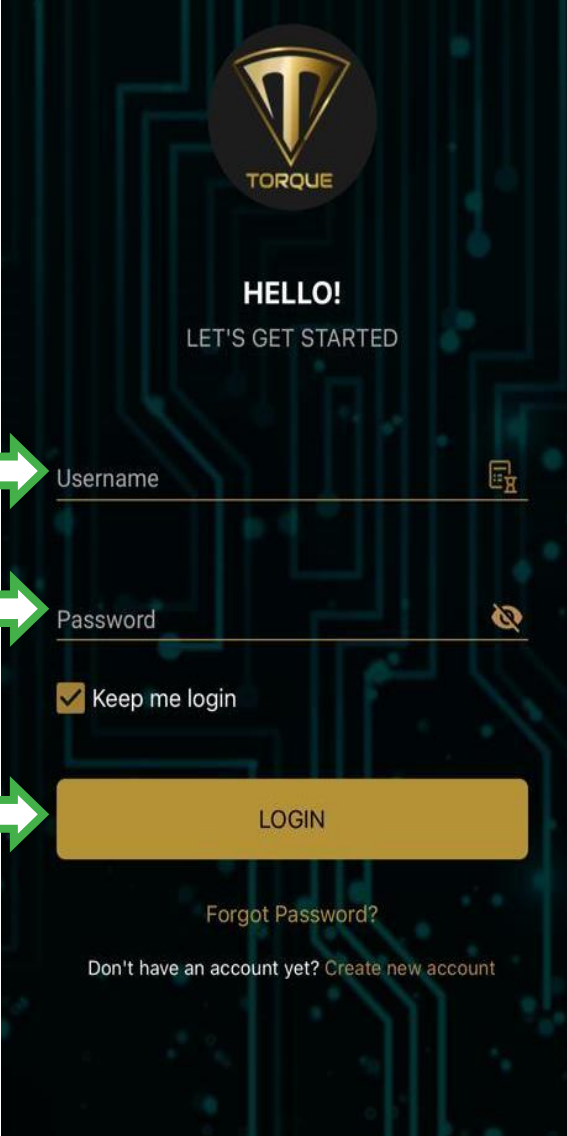
Step 4. Save your screenshot

- Please save a copy of your screenshot as an image file (e.g. JPEG, PNG) or PDF.
- You can use this document later as supporting evidence for your claim in the liquidation of Torque Group Holdings Limited (In Liquidation).
- Once you receive your email invitation to submit your claim in the liquidation, the Liquidators will require you to upload this image file / PDF in support of your claim as part of your claims submission process via the Kroll Creditor Claims Portal.

2. Via Torque Mobile Application

Step 1. Log in to your user account

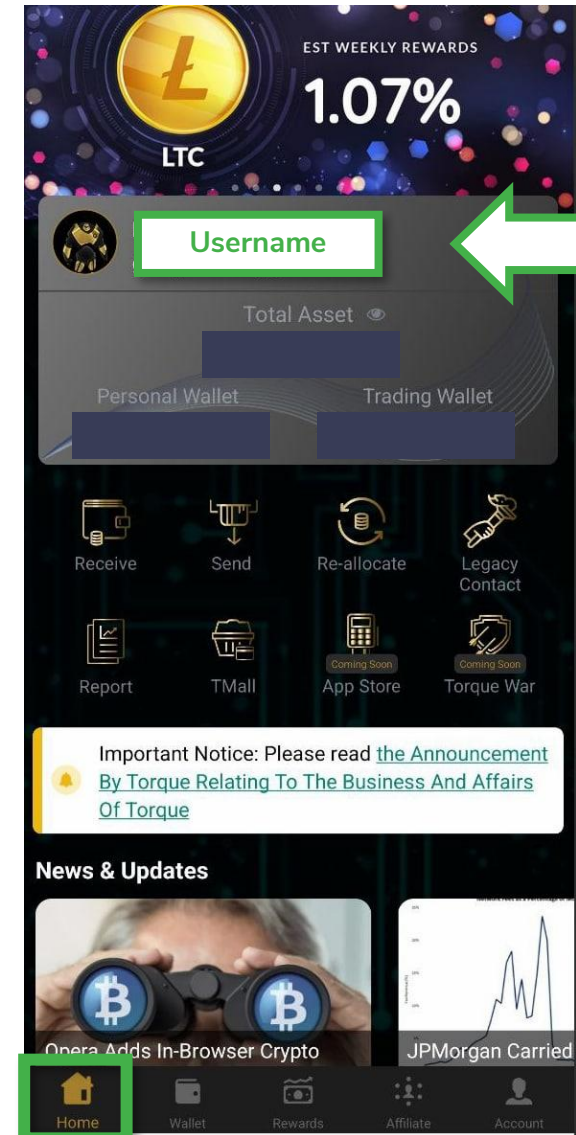
- Open the “Torque” app.
- Enter your **Torque Username** and **Password**, and press “LOGIN”.



The screenshot shows the login interface of the Torque app. At the top, there is a circular logo with a stylized 'T' and the word 'TORQUE' below it. Below the logo, the text 'HELLO!' and 'LET'S GET STARTED' is displayed. The main form consists of three input fields: 'Username' with a document icon, 'Password' with an eye icon, and a 'Keep me login' checkbox. A prominent yellow 'LOGIN' button is located below the password field. At the bottom, there are links for 'Forgot Password?' and 'Don't have an account yet? Create new account'. Three green arrows on the left side of the screen point to the Username, Password, and LOGIN button fields respectively.

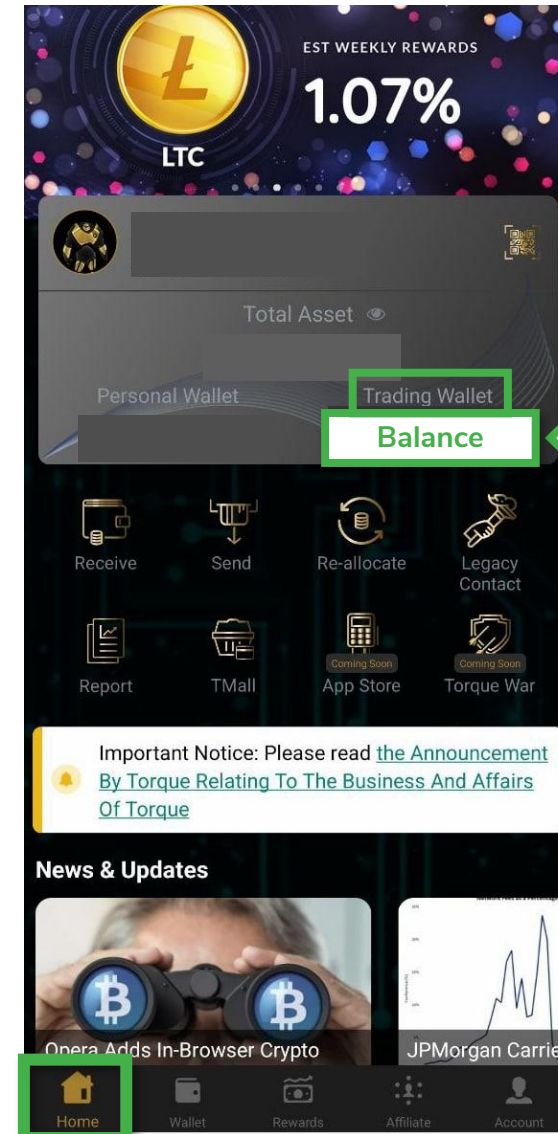
Step 2. Screenshot your Username

- On the home screen, take a full page screenshot which clearly displays your **Torque Username**.



Step 3a. Screenshot your Trading Wallet Balances

- In order to access your **Trading Wallet** balances, press the “**Trading Wallet**” balance on your “**Home**” screen.



Press for
Trading
Wallet
Balances

Step 3b. Screenshot your Trading Wallet Balances

- Once on the **Wallet** page of the Torque application, ensure that you are viewing your **Trading Wallet balances** and not your Personal Wallet balances.
- Take a full page screenshot(s) which clearly displays all crypto asset balances in your Trading Wallet that you wish to submit a claim for.
- Please ensure that **all crypto balances you wish to submit a claim for** are clearly visible in your screenshot(s).

Personal Wallet **Trading Wallet**

Your crypto assets are being traded. Rewards will be sent to your Personal Wallet

Total Amount in Trading

USDT

LTC	Balance
BTC	Balance
ETH	Balance
USDT	Balance
BCH	Balance

Home **Wallet** Rewards Affiliate Account

Ensure that your claim is for Trading Wallet balance only, not Personal Wallet.

Take screenshot(s) for all Trading Wallet balances you wish to claim for.

Step 4. Save your screenshot

- Please save copies of your screenshot(s) as image files (e.g. JPEG, PNG) or PDF.
- You can use this document later as supporting evidence for your claim in the liquidation of Torque Group Holdings Limited (In Liquidation).
- Once you receive your email invitation to submit your claim in the liquidation, the Liquidators will require you to upload the image file(s) / PDF(s) in support of your claim as part of your claims submission process via the Kroll Creditor Claims Portal.



For more information, please contact:

Kroll

BVI Office: +1 284 340 5888

Singapore Office: +65 6327 1211

Email: bw-torque@kroll.com

About Kroll

Kroll provides proprietary data, technology and insights to help our clients stay ahead of complex demands related to risk, governance and growth. Our solutions deliver a powerful competitive advantage, enabling faster, smarter and more sustainable decisions. With 5,000 experts around the world, we create value and impact for our clients and communities. To learn more, visit www.kroll.com.

M&A advisory, capital raising and secondary market advisory services in the United States are provided by Kroll Securities, LLC (member FINRA/SIPC). M&A advisory, capital raising and secondary market advisory services in the United Kingdom are provided by Kroll Securities Ltd., which is authorized and regulated by the Financial Conduct Authority (FCA). Valuation Advisory Services in India are provided by Duff & Phelps India Private Limited under a category 1 merchant banker license issued by the Securities and Exchange Board of India.



User Manual

Torque-Creditors View




01	STEP 1: Fill in the registration Form	3
02	Step 2: Matching- Auto/Manual	5
	Step 2.1: Auto match Succeeds	5
	Step 2.2: Auto match Fails	6
	Step 2.3: Creditor Does Not Have a Unique Id	8
03	Step 3: Creditor Login	10
04	Step 4: Proceed For KYC	10
05	Step 5: KYC Result	14
	Step 5.1: KYC Successful	14
	Step 5.2: KYC Failed	15
06	Step 6: Complete POD Submission Details	17
07	Step 7: Creditors Accept/Reject Claims	19
	Step 7.1: Accept All Claims	19
	Step 7.2: Reject All Claims	26
08	Step 8: View POD Submission Details	28
09	Step 9: View Claim Details	30
10	Step 10: Adjudication Of Claims	34
11	Step 11: Claims Payouts	35



STEP 1: Fill in the Registration Form

1. As a creditor you will receive an email from the portal. In order to register you will need to click on the link called "Registration Link" circled in blue in the below screenshot.

[EXTERNAL] Kroll Creditor Claims Portal -Unique Creditor ID and Claimant Registration Form Link

 Kroll Business Technology Portal <torquekbcsupport@krollbusinessconnect.com>
To: Victor Parzyjagla
Retention Policy Email (11 years)
[Click here to download pictures.](#) To help protect your privacy, Outlook prevented automatic download of some pictures in this message.

Expires 11/07/2033

Dear Torque's Investor,

The Kroll Creditor Claims Portal is now active for creditors to submit their claims in the liquidation of Torque Group Holdings Limited. Please use the link below to register your claim:

[Registration Link](#)

Your unique verification code associated with the Kroll Creditor Claims Portal is: **1987-1767-1987-4072**

You must enter this code along with your email address and legal name in order to register your claim on the Kroll Creditor Claims Portal.

Please do not forward or share this email with others.

Should you have any queries, please contact us Torque.Portal@Kroll.com.

Kind regards,

Joint Liquidators
Torque Group Holdings Limited (In Liquidation)

****This email is generated automatically from an unmonitored email account. Please do not reply to this email – we have no facility for handling responses. All email queries relating to creditor claims should be sent to Torque.Portal@Kroll.com****

2. After clicking on the link, the Registration Form will open. You will need to provide the Kroll Creditor Claims Portal Unique ID provided in the registration email and highlighted in yellow in the above screenshot. After filling in the Registration Form, including the Kroll Creditor Claims Portal Unique ID field highlighted in yellow in the below screenshot, you will need to click on the button called "Submit" at the bottom of the page.



Claim Registration Details

* Have you been provided with a Kroll Creditor Claims Portal Unique ID via email (e.g. 9797-2380-8697-5286) ?

Yes

No

* Kroll Creditor Claims Portal Unique ID

* Full Legal Name

* Email Address

Please input the email address linked to your user account on the Torque website and/or application.

Confirmation and Signature

By signing this form you agree that you are the creditor or a representative of the creditor and have legal authority to register for access to the claim information on the Kroll Creditor Claims Portal.

* Full name of signatory

* Signature

[Clear](#)

* I certify that I have completed my registration form on Kroll Creditor Claims Portal. I hereby agree that my electronic signature herein complies with the ESIGN Act, and accordingly shall have the same legal effect as my original signature.

Date

14/7/2022






Upon completion of your registration form, you will shortly receive an automated email enclosing instructions to create your password for the Kroll Creditor Claims Portal. You will then be able to complete your KYC verification and finalise your claim submission.







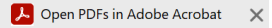
- You will then receive an email confirming your submission once the Registration Form has been submitted. See below an example of that email.

[EXTERNAL] Kroll Creditor Claims Portal - Torque Claim Registration Form Submission Confirmation

 torquekbcsupport@krollbusinessconnect.com
 To  Khan, Areej
Retention Policy Email (11 years) Expires 6/27/2033

 Torque Group Holdings Limited (In Liquidation) - Claims Registration Form - 1be83160798162ba.pdf
30 KB

 Reply  Reply All  Forward 
Thu 6/30/2022 8:30 PM



Dear Torque's Creditor,

Thank you for completing the Kroll Creditor Claims Portal registration form.

You will be sent an activation email from torquekbcsupport@krollbusinessconnect.com as soon as your submission is validated.

This email contains a copy of your completed submission for your records.

If you did not initiate such request, please contact the support team immediately at Torque.Portal@Kroll.com

Kind regards
 Joint Liquidators
 Torque Group Holdings Limited (In Liquidation)

****This email is generated automatically from an unmonitored email account. Please do not reply to this email – we have no facility for handling responses. All email queries relating to creditor claims should be sent to Torque.Portal@Kroll.com ****

Step 2: Matching- Auto/Manual

Step 2.1: Auto match Succeeds

- If the details of the Registration Form match the records of the Joint Liquidators, you will receive an activation link by email. You will need to click on the link called “Password link”, circled in blue in the below screenshot, in order to set up your password prior to be given access to the portal.



[EXTERNAL] Welcome Investor



Kroll Business Technology Portal <torquekbcsupport@krollbusinessconnect.com>
To: Victor Parzyjagla

Retention Policy: Email (11 years)

Click here to download pictures. To help protect your privacy, Outlook prevented automatic download of some pictures in this message.

Expires: 11/07/2033

Dear Torque's Creditor

Thank you for registering your account on the Kroll Creditor Claims Portal.

To submit your Proof of Debt document, please click on the link below to set up your unique password. Please do not forward or share this email with others.

[Password link](#)

If you did not initiate such request, please contact the support team immediately at Torque.Portal@Kroll.com

Kind regards

Joint Liquidators
Torque Group Holdings Limited (In Liquidation)

****This email is generated automatically from an unmonitored email account. Please do not reply to this email – we have no facility for handling responses. All email queries relating to creditor claims should be sent to Torque.Portal@Kroll.com****

2. Once you have clicked on the link, you will be in position to set up your password as per the below screenshot.

3. You will now enter the portal and you can proceed directly to **Step 3**.

Step 2.2: Auto match Fails

1. If the details of the Registration Form **DO NOT** match the records of the Joint Liquidators, you will receive the following email with the link to the Manual POD form. In order to access the Manual POD form, you will need to click on the link called "Torque Group Holdings Limited (In Liquidation) Creditor Claims Portal – Manual Proof of Debt Form Submission". See below an example of the email that you will receive.



[EXTERNAL] Torque Registration Failed



Torque Claims Portal- Dev <torquebcsupport@krollbusinessconnect.com>

To Khan, Areej

Retention Policy Email (11 years)

Expires 6/27/2033

Thu 6/30/2022 8:30 PM

[Click here to download pictures.](#) To help protect your privacy, Outlook prevented automatic download of some pictures in this message.

Dear Torque's Creditor,

Thank you for completing the Kroll Creditor Claims Portal registration form.

We have reviewed your details, but unfortunately the information you have submitted has not been successfully authenticated. Therefore, we are unable to proceed with your Kroll Creditor Claims Portal registration.

We are encouraging you to proceed with your Torque Proof of Debt Submission outside the Kroll Creditor Claims Portal via the online POD form, which can be found at the link [Torque Group Holdings Limited \(In Liquidation\) Creditor Claims Portal - Manual Proof of Debt Form Submission](#).

Once the above form is submitted by you, you will be contacted by the adjudicator team upon your claim approval.

Please contact the Joint Liquidators by email at Torque.Portal@Kroll.com should you have any queries.

Kind regards

Joint Liquidators
Torque Group Holdings Limited (In Liquidation)

- After clicking on the link provided in the above email, The Manual POD form will open, and you will be in position to fill in the Manual POD form and submit it by clicking on the button called "Submit" at the bottom of the page. See below a screenshot of the Manual POD form.

No

Do you hold TRX in this account?

Yes

No

Do you hold XRP in this account?

Yes

No

Account 3

Torque Username

Please confirm the Username associated to your Torque account.

Please upload screenshot evidence from the Torque Website or Application to substantiate your username.

Drag files here or use the button below.

Select File

Note: The Liquidators may contact you for any document(s) in respect of the evidence to substantiate your claim at their discretion.

Do you hold BTC in this account?

Yes

No

Do you hold LTC in this account?

Yes

No

Do you hold ETH in this account?

Yes

No

Do you hold USD in this account?

Yes

No

Do you hold BCH in this account?

Yes

No

Do you hold TRX in this account?

Yes

No

Do you hold XRP in this account?

Yes

No

Additional Claim Details

- You will then receive the following confirmation email once the form has been submitted.



[EXTERNAL] Kroll Creditor Claims Portal - Torque Claim Registration Form Submission Confirmation



torquekbcsupport@krollbusinessconnect.com

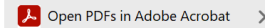
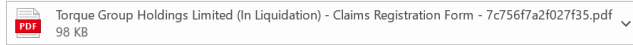
To Khan, Areej

Retention Policy Email (11 years)

Expires 6/27/2033



Thu 6/30/2022 9:02 PM



Dear Torque's Creditor,

Thank you for completing the Kroll Creditor Claims Portal registration form.

You will be sent an activation email from torquekbcsupport@krollbusinessconnect.com as soon as your submission is validated.

This email contains a copy of your completed submission for your records.

If you did not initiate such request, please contact the support team immediately at Torque.Portal@Kroll.com

Kind regards

Joint Liquidators

Torque Group Holdings Limited (In Liquidation)

**This email is generated automatically from an unmonitored email account. Please do not reply to this email – we have no facility for handling responses. All email queries relating to creditor claims should be sent to Torque.Portal@Kroll.com **

4. The POD submitted will be manually reviewed by the Joint Liquidators. The Joint Liquidators will review the details and approve or reject the POD submitted.
5. If approved, the Joint Liquidators will send you an activation email.
6. You will then receive the activation email and will need to update your password as in steps 2.1.
7. If rejected, the Joint Liquidators will send you a rejection email.

Step 2.3: Creditor Does Not Have a Unique Id

1. If you select **No** for the question, “Have you been provided with a Kroll Creditor Claims Portal Unique ID via email (e.g. 9797-2380-8697-5286)?” in the Registration Form in Step 1, the Registration Form will then be reviewed manually by the Joint Liquidators. The below screenshot illustrates the above.



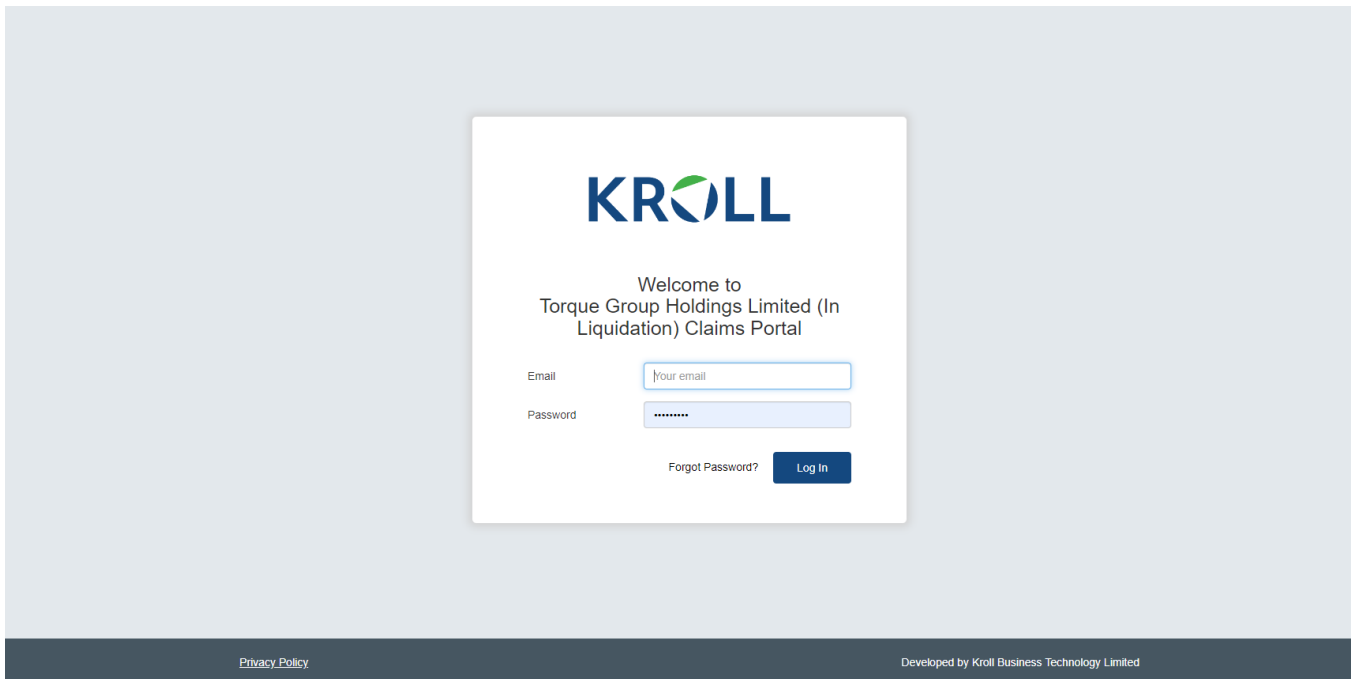
The screenshot displays a web form titled "Claim Registration Details". It includes several sections:

- Claim Registration Details:**
 - Question: "Have you been provided with a Kroll Creditor Claims Portal Unique ID via email (e.g. 9797-2380-8897-6286)?"
 - Radio buttons for "Yes" and "No". The "No" option is selected and highlighted in yellow.
 - Text input field for "Full Legal Name".
 - Text input field for "Email Address".
 - Small text: "Please input the email address linked to your user account on the Torque website and/or application."
- Electronic Proof of Debt Form:**
 - Electronic Proof of Debt Form Claimant Details:**
 - Text input field for "Full Legal Name".
 - Text input field for "Email Address".
 - Small text: "Please input the email address linked to your user account on the Torque website and/or application."
 - Text input field for "Address Line 1".
 - Text input field for "Address Line 2".
 - Text input field for "Address Line 3".
 - Text input field for "City".
 - Text input field for "Country".
 - Text input field for "ZIP Code / Postal Code".
 - Text input field for "How many Torque accounts (by unique username) do you wish to make a claim for?".
 - Dropdown menu labeled "Please select:".
- Additional Claim Details:** (Section header, content partially obscured)

2. The Joint Liquidators will, in turn, manually review the Registration Form. They will then approve or reject the Registration Form.
3. If approved, you will receive an activation email.
4. If rejected, Joint Liquidators will send you a rejection email.

Step 3: Creditor Login

1. Navigate to <https://torque.krollbusinessconnect.com/>



2. Enter your credentials to enter the portal. Your credentials are your email address, the one where you receive the notifications from the portal, and your password that you have set up to that effect in Step 2.1.

Step 4: Proceed For KYC

1. Click on the Liquidations tab. You will then land on the main page where you will need to click on the link below the Liquidation ID header circled in blue in the screenshot below in order to submit your KYC before getting access to your claims.



KROLL Welcome, Victor Parzyjaga
Logout

Liquidations Documents My Profile Support

Dear Torque Creditor,

In order to submit your Proof of Claim(s), please click on the link FCD10000 and follow the steps described in the Pop-Up Windows.

Thank you.

Find: Q Search

Liquidation ID	Name	Code	Status
FCD10000	Torque Group Holdings Limited (in Liquidation)	Torque	Live

[Privacy Policy](#) Developed by Kroll Business Technology Limited

2. You will then land on the Liquidation Overview sub tab as per below.

KROLL You are currently impersonating Areej Khan
[End Impersonation](#)

Liquidations Documents My Profile Support

Liquidation Overview > Liquidation Overview

POD Submission Details

Claims

Payouts

Liquidations / Torque / Deal Overview

Messrs. Jason Kardachi and Philip Smith were appointed Joint Provisional Liquidators (the "JPLs") of Torque Group Holdings Limited ("Torque" or the "Company") pursuant to an order of the Eastern Caribbean Supreme Court of the British Virgin Islands (the "Court") dated 2 March 2021 (the "PL Order").

On 18 March 2021, the JPLs were appointed as Joint Liquidators of Torque (the "JLs") pursuant to an Order of the Court (the "Liquidation Order").

By Order of the Court dated 12 July 2021, Kent McParland replaced Philip Smith as J.L. Mr. McParland and Mr. Kardachi now act as the JLs of Torque.

Copies of the JPL and JL reports and circular updates to creditors can be found at: <https://www.kroll.com/en/services/restructuring-advisory/creditors-portal>. These reports provide background to the Company, the reasons for the liquidation and updates with respect to the JLs' investigations and asset realizations.

Given the high volume of Torque creditors, the JLs have automated the claim submission process through the Kroll Creditor Claims Portal ("Creditor Portal"). The purpose of this automated process is to allow the creditors of Torque to:

1. Confirm the balances of crypto assets (BTC, LTC, ETH, USDT, BCH, TRX, XRP) maintained by them on the Torque website / application as at the date of liquidation, 18 March 2021;
2. Submit a claim in the liquidation via completion of a Proof of Debt ("POD") form; and
3. Access the JLs' responses to frequently asked questions.

Each step on the Creditor Portal includes detailed instructions to submit your claim. You will need to complete and verify each step of the claim submission process. The initial step in this process requires you to enter basic personal information, provide your Torque username(s) and complete a KYC verification process. Once the KYC verification process has been reviewed and approved by the JLs, you will receive an email confirmation including further details on the next steps.

Dividends will be paid to creditors in USDT. Upon successful adjudication of claims, creditors will be asked to provide wallet and network details for receiving distributions. Detailed instructions will be provided to each creditor upon successful completion of the adjudication process.

Should you have any queries in relation to the claim submission process, please contact us at Torque.Portal@kroll.com.

3. Navigate to POD Submission Details sub tab on the left-hand side as per below.

The screenshot shows the KROLL user interface. The main content area is titled "POD Submission Details" and contains a table with columns: Bene ID, Full Legal Name, and KYC Status. A modal window titled "Additional Claimant Information Required" is overlaid on the page. The modal contains the following text:

Please click the **Edit/View** icon in the table below to fill in your Identity Details

- "Date Of Birth"
- "Nationality"
- "A Valid Document ID Number" - N.B. IF YOU ARE A BRITISH CITIZEN WE WOULD LIKE TO KINDLY RECOMMEND YOU TO USE YOUR DRIVING LICENSE AS YOUR IDENTIFICATION DOCUMENT.
- "Your Contact Address"

The modal also includes a "Close" button. In the background table, the "Edit/View" button for the entry "KR35606 (VictorPlayd)" is circled in blue.

4. Please Populate your personal details by clicking on the Edit/View Button circled in blue in the above screenshot and on the right-hand side of the below screenshot.

The screenshot shows the KROLL user interface. The main content area is titled "POD Submission Details" and contains a table with columns: Bene ID, Full Legal Name, and KYC Status. A modal window titled "Additional Claimant Information Required" is overlaid on the page. The modal contains the following text:

Please click the **'Edit/View'** button to fill in your details for the below listed parties holding claims against **The Torque Group**.

Once you click on **'Edit/View'** button, please populate the mandatory fields listed below:

- "Nationality" – choose the country issuing the ID Document, which you are going to use for your identification purposes
- "Date Of Birth"
- "Document ID Number"
- "Address"

Once you have completed details for all Entities, please return to the Liquidations section and click LiquidationID for verification.

KR35606 (VictorPlayd)

The modal also includes a "Close" button. In the background table, the "Edit/View" button for the entry "KR35606 (VictorPlayd)" is circled in blue.

- Once you provided your personal details, please click on the button called “Provide Your KYC” circled in blue in the below screenshot.

The screenshot shows the KROLL user interface. At the top right, it says "Welcome, Victor Parzyjgla" and "Last Login Date: 15/07/2022 09:51:48". The main navigation bar includes "Liquidations", "Documents", "My Profile", and "Support". The left sidebar has "Liquidation Overview", "POD Submission Details", "Claims", and "Payouts". The main content area is titled "POD Submission Details" and contains a search bar and a table of submissions.

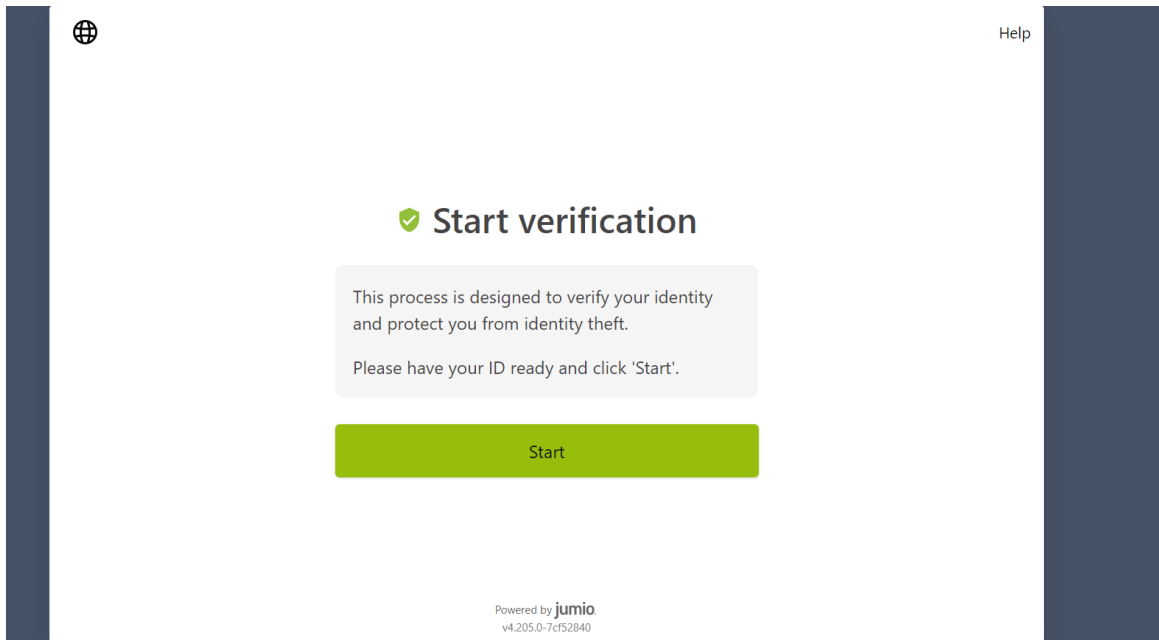
Bene ID	Full Legal Name	Unique ID	Entity Type	ID Check	KYC Status	POD Status	Additions	Doc List	Edit/View
KR35606	VictorFlujd	1987-1767-1987-4072	Individual	Provide Your KYC	Not Verified				

- Once you have clicked on that button, a pop up will appear and you will need to click on your name. In the below screenshot the name where you need to click is highlighted in yellow.

The screenshot shows the same KROLL user interface as above, but with a "Jumio Verification" pop-up window. The pop-up contains the text "Please complete your identity verification" and a yellow highlight around the name "KR15035 (Areej Khan)". A "Close" button is also visible. The background table shows a different submission:

Bene ID	Full Legal Name	Unique ID	Entity Type	KYC Status	POD Status	Doc List	Edit/View
KR15035	Areej Khan	1111-1111-1111-1111	Individual	Provide Your KYC			

- Once you have clicked on that link highlighted in yellow in the above screenshot, you will be redirected to Jumio to complete KYC. Follow the instructions to complete the verification on Screen



Step 5: KYC Result

Step 5.1: KYC Successful

1. On successful KYC completion, you will receive an email as follows:

Subject: [EXTERNAL] Successfully KYC-ed Legal Entity

Dear User,

Thank you for providing your KYC documentation. We have now reviewed your records and confirmed their authentication.

Please proceed with final submission of your claims via the Kroll Creditor Claims Portal using the link below.

[Link to Torque Claims](#)

Kind regards

Joint Liquidators
Torque Group Holdings Limited (In Liquidation)

****This email is generated automatically from an unmonitored email account. Please do not reply to this email – we have no facility for handling responses. All email queries relating to creditor claims should be sent to Torque.Portal@Kroll.com****



- You will then be able to see that your status has changed to verify, as highlighted in yellow in the below screenshot, and you will be in position to submit your POD by clicking on the button called "Submit Your POD" circled in blue in the below screenshot. Please refer to **Step 6** for further guidance on how to submit your POD.




Bene ID	Full Legal Name	Unique ID	Entity Type	ID Check	KYC Status	POD Status
KR35606	VictorFluyd	1987-1767-1987-4072	Individual		Verified	Submit Your POD

Step 5.2: KYC Failed

- If KYC is not authenticated, you will receive an email as follows:

[EXTERNAL] KYC resubmit required

 Torque Claims Portal- Dev <torquebcsupport@krollbusinessconnect.com>
To: Khan, Areej
Retention Policy Email (11 years)
[Click here to download pictures.](#) To help protect your privacy, Outlook prevented automatic download of some pictures in this message.

[Reply](#)
[Reply All](#)
[Forward](#)
⋮

Thu 6/30/2022 10:29 PM

Expires 6/27/2033

Dear Torque's Creditor,

Thank you for providing your KYC documentation.

We have reviewed your documentation, but unfortunately the information you have submitted has not been successfully authenticated. Therefore, you are requested to resubmit your credentials and perform face check. Please make sure your credentials are readable.

Please click on [Link to Torque Portal](#) to complete your verification.

Kind regards

Joint Liquidators
Torque Group Holdings Limited (In Liquidation)

****This email is generated automatically from an unmonitored email account. Please do not reply to this email – we have no facility for handling responses. All email queries relating to creditor claims should be sent to Torque.Portal@Kroll.com****

- You will then be able to go through the KYC process once again by clicking on the button called "Provide Your KYC" circled in blue in the below screenshot. Please verify that the personal details provided are correct before going through the KYC process once again. For example, there may be a typo in the identification number of the identification document provided which would explain the failed KYC.

Welcome, Victor Parzyjngla
Last Login Date: 15/07/2022 09:51:48
Logout

Liquidations Documents My Profile Support

Liquidation Overview
POD Submission Details
Claims
Payouts

POD Submission Details

Find:
Entity Type:

Q Search

Bene ID	Full Legal Name	Unique ID	Entity Type	ID Check	KYC Status	POD Status	Additions	Doc List	Edit/View
KR35606	VictorFlyyd	1987-1767-1987-4072	Individual	Provide Your KYC	Not Verified				

3. As a reminder, if you need to amend/check your personal details before going through the KYC process once again, please click on the Edit/View Button circled in blue in the below screenshot.

Welcome, Victor Parzyjngla
Last Login Date: 15/07/2022 09:51:48
Logout

Liquidations Documents My Profile Support

Liquidation Overview
POD Submission Details
Claims
Payouts

POD Submission Details

Find:
Entity Type:

Q Search

Additional Claimant Information Required

Please click the **Edit/View** icon in the table below to fill in your Identity Details

- "Date of Birth"
- "Nationality"
- "A Valid Document ID Number" - N.B. IF YOU ARE A BRITISH CITIZEN WE WOULD LIKE TO KINDLY RECOMMEND YOU TO USE YOUR DRIVING LICENSE AS YOUR IDENTIFICATION DOCUMENT.
- "Your Contact Address"

KR35606 (VictorFlyyd)

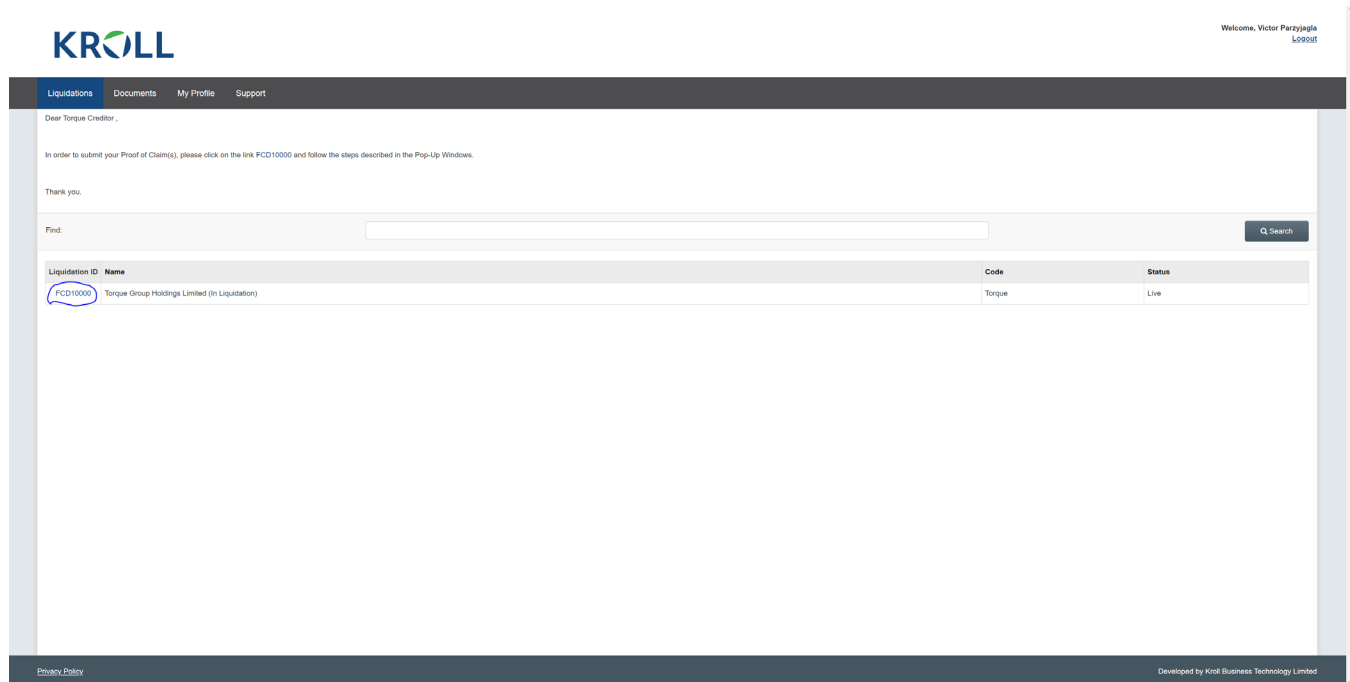
Close

Bene ID	Full Legal Name	Unique ID	Entity Type	ID Check	KYC Status	POD Status	Additions	Doc List	Edit/View
KR35606	VictorFlyyd	1987-1767-1987-4072	Individual	Provide Your KYC	Not Verified				

4. In case of multiple failures, the Joint Liquidators will step in to manually perform checks.

Step 6: Complete POD Submission Details

1. Once you have passed KYC, you will be in position to submit your POD on the portal. To do so please click on the Liquidations tab to start with. You will then land on the main page where you will need to click on the link below the Liquidation ID header next. The link is circled in blue in the below screenshot.



The screenshot shows the KROLL portal interface. At the top left is the KROLL logo. At the top right, it says "Welcome, Victor Parzyngla" with a "Logout" link. Below the logo is a navigation bar with tabs: "Liquidations" (selected), "Documents", "My Profile", and "Support". The main content area has a message: "Dear Torque Creditor. In order to submit your Proof of Claim(s), please click on the link FCD10000 and follow the steps described in the Pop-Up Windows. Thank you." Below this is a search bar with "Find:" and a "Q search" button. A table with the following data is displayed:

Liquidation ID	Name	Code	Status
FCD10000	Torque Group Holdings Limited (In Liquidation)	Torque	Live

At the bottom left is a "Privacy Policy" link, and at the bottom right is "Developed by Kroll Business Technology Limited".

2. You will then land on the Liquidation Overview sub tab as per below.

Liquidations Documents My Profile Support

Liquidation Overview > Liquidation Overview

POD Submission Details

Claims

Payouts

Liquidations / Torque / Deal Overview

Messrs. Jason Kardachi and Philip Smith were appointed Joint Provisional Liquidators (the "JPLs") of Torque Group Holdings Limited ("Torque" or the "Company") pursuant to an order of the Eastern Caribbean Supreme Court of the British Virgin Islands (the "Court") dated 2 March 2021 (the "PL Order").

On 18 March 2021, the JPLs were appointed as Joint Liquidators of Torque (the "JLs") pursuant to an Order of the Court (the "Liquidation Order").

By Order of the Court dated 12 July 2021, Kent McParland replaced Philip Smith as J.L. Mr. McParland and Mr. Kardachi now act as the JLs of Torque.

Copies of the JPL and JL reports and circular updates to creditors can be found at: <https://www.kroll.com/en/services/restructuring-advisory/creditors-portal>. These reports provide background to the Company, the reasons for the liquidation and updates with respect to the JLs' investigations and asset realizations.

Given the high volume of Torque creditors, the JLs have automated the claim submission process through the Kroll Creditor Claims Portal ("Creditor Portal"). The purpose of this automated process is to allow the creditors of Torque to:

1. Confirm the balances of crypto assets (BTC, LTC, ETH, USDT, BCH, TRX, XRP) maintained by them on the Torque website / application as at the date of liquidation, 18 March 2021;
2. Submit a claim in the liquidation via completion of a Proof of Debt ("POD") form; and
3. Access the JLs' responses to frequently asked questions.

Each step on the Creditor Portal includes detailed instructions to submit your claim. You will need to complete and verify each step of the claim submission process. The initial step in this process requires you to enter basic personal information, provide your Torque username(s) and complete a KYC verification process. Once the KYC verification process has been reviewed and approved by the JLs, you will receive an email confirmation including further details on the next steps.

Dividends will be paid to creditors in USDT. Upon successful adjudication of claims, creditors will be asked to provide wallet and network details for receiving distributions. Detailed instructions will be provided to each creditor upon successful completion of the adjudication process.

Should you have any queries in relation to the claim submission process, please contact us at Torque.Portal@kroll.com.

3. Navigate to the POD Submission Details sub tab on the left-hand side as per below.

Liquidations Documents My Profile Support

Liquidation Overview

POD Submission Details >

Claims

Payouts

POD Submission Details

Find:

Entity Type:

Bene ID	Full Legal Name	Unique ID	Entity Type	KYC Status	POD Status	Doc List	Edit/View
KR15035	Areej Khan	1111-1111-1111-1111	Individual	Verified	<input type="button" value="Submit Your POD"/>	<input type="button" value="Doc List"/>	<input type="button" value="Edit/View"/>

Privacy Policy

Developed by Kroll Business Technology Limited

4. Please click on the button called "Submit Your POD" circled in blue in the below screenshot.

The screenshot shows the 'POD Submission Details' page. A table lists submission details for 'VictorFluyd'. The 'POD Status' column shows 'Verified' and a 'Submit Your POD' button, which is circled in blue.

Bene ID	Full Legal Name	Unique ID	Entity Type	ID Check	KYC Status	POD Status	Additions	Doc List	Edit/View
KR35606	VictorFluyd	1987-1767-1987-4072	Individual		Verified	Submit Your POD			

- Once you have clicked the above circled button, a pop up will appear. Please close that pop up by clicking on the button "Close" circled in blue in the below screenshot.

The screenshot shows a 'Provide Your POD' pop-up dialog box. The dialog contains instructions for submitting the Proof of Debt. The 'Close' button at the bottom is circled in blue.

Provide Your POD

Based on Torque's records, your claim has been auto matched as shown in the subsequent Claims Table.

If you agree with the claim amount, please click "Accept All Claims" button below the claims table to be redirected to your Pre-Populated Proof of Debt form for final submission.

If you do not agree with the claim amount, please click "Reject All Claims" button below the claims table and you will be redirected to submit your claim manually with the amounts you believe you have been holding and the liquidator would review it for any further consent and approval.

If you wish to export your claims into an Excel File, please go to the Claims tab and click on the button "Export All Claims".

Close

- Please refer to **Step 7** for further guidance on the next steps of your POD submission.

Step 7: Creditors Accept/Reject Claims

Step 7.1: Accept All Claims

- After closing the pop up, if you are satisfied with the claims displayed, you can click on the button called "Accept All Claims" circled in blue in the below screenshot.

Welcome, Victor Parryjinja
Last Login Date: 15/07/2022 09:51:48
Logout

KROLL

Liquidations Documents My Profile Support

Liquidation Overview

Submit Proof Of Debt For VictorFluyd

POD Submission Details

Find:

BenefID:

ClaimID:

Status: All

Legal Entity	BenefID	ClaimID	Status	Amount BTC	Amount LTC	Amount ETH	Amount USDT	Amount BCH	Amount TRX	Amount XRP
VictorFluyd	KR35606	Victor399	Matched	1.00000000	5.00000000		1.73823852			1000.00000000
VictorFluyd	KR35606	Victor400	Matched	7.00000000			1.73823852			1000.00000000
VictorFluyd	KR35606	Victor401	Matched	9.00000000			1.73823852			1000.00000000
VictorFluyd	KR35606	Victor402	Matched	15.00000000			1.73823852			1000.00000000
VictorFluyd	KR35606	Victor403	Matched	18.00000000			1.73823852			1000.00000000
VictorFluyd	KR35606	Victor404	Matched	112.00000000			1.73823852			1000.00000000
VictorFluyd	KR35606	Victor405	Matched				1.73823852			1000.00000000
VictorFluyd	KR35606	Victor408	Matched				1.73823852			1000.00000000
VictorFluyd	KR35606	Victor407	Matched				1.73823852			1000.00000000
VictorFluyd	KR35606	Victor408	Matched				1.73823852			1000.00000000
VictorFluyd	KR35606	Victor409	Matched				1.73823852			1000.00000000
VictorFluyd	KR35606	Victor410	Matched				1.73823852			1000.00000000
VictorFluyd	KR35606	Victor411	Matched				1.73823852			1000.00000000
VictorFluyd	KR35606	Victor412	Matched				1.73823852			1000.00000000
VictorFluyd	KR35606	Victor413	Matched		213.00000000		1.73823852			1000.00000000

Privacy Policy Developed by Kroll Business Technology Limited

2. Once you have clicked on the button called “Accept All Claims”, an auto-populated form with all claim details will be displayed. Please provide the necessary confirmations, sign and submit by clicking on the button called “Submit” at the bottom of the form. See below some screenshots of the form.

KROLL

Liquidations Documents My Profile Support

Liquidation Overview

Torque Group Holdings Limited (In Liquidation)

POD Submission Details

Claims

Payouts

Provide Your POD - Autopopulated

Your Pre-Populated Proof of Debt form is pre-populated by the Platform, based on your successful Torque's holdings and identity match, KYC verification and your acceptance of the claim(s) balances.

To complete the Proof of Debt Submission please sign the Proof of Debt and click "Submit" in order to complete the Process.

This form is for a Torque Group Holdings Limited creditor who has been identified and their claims amounts are matching Torque's Users balance.

Introduction

Messrs. Jason Kardachi and Philip Smith were appointed Joint Provisional Liquidators (the "JPLs") of Torque Group Holdings Limited ("Torque" or the "Company") pursuant to an order of the Eastern Caribbean Supreme Court of the British Virgin Islands (the "Court") dated 2 March 2021 (the "PL Order").

On 18 March 2021, the JPLs were appointed as Joint Liquidators of Torque (the "JLs") pursuant to an order of the Court (the "Liquidation Order").

By Order of the Court dated 12 July 2021, Kent McParland replaced Philip Smith as J.L. Mr. McParland and Mr. Kardachi now act as the JLs of Torque.

Copies of the JPL and JL reports and circular updates to creditors can be found at: <https://www.kroll.com/en/services/structuring-advisory/creditors-portal>. These reports provide background to the Company, the reasons for the liquidation and updates with respect to the JLs' investigations and asset realizations.

Given the high volume of Torque creditors, the JLs have automated the claims submission process. The purpose of this automated process is to allow the creditors of Torque to:

1. Confirm the balances of crypto assets (BTC, LTC, ETH, USDT, BCH, TRX, XRP) maintained by them on the Torque website / application as at the date of appointment of JLs, 18 March 2021;
2. Submit a claim in the liquidation via completion of a Proof of Debt ("POD") form; and
3. Access the JLs' answers to frequently asked questions.

Each step on the Kroll Creditor Claims Portal includes detailed instructions. In order to move forward in the process you will need to complete and verify each step. The initial step in this process requires you to enter basic personal information, provide your Torque username(s) and complete a KYC verification process. Once the KYC process has been reviewed and verified by the JLs staff, you will receive an email confirming this and providing further details on the next steps.

At such a time that the JLs are in a position to make a distribution to creditors, payment details will be requested from creditors via the Kroll Creditor Claims Portal.

Please send any queries you may have to TorquePortal@kroll.com.

Claim Registration Details

This POD form is auto populated by Kroll Creditor Claims Portal, based on the information provided by the debtor, your successful KYC, its exact match with the initial details you have provided during the registration process and your agreement to use the prepopulated POD form.

Kroll Creditor Claims Portal Unique ID:
1111-1111-1111-1111

Prepopulated by Kroll Creditor Claims Portal

Email:
areej.khan@kroll.com

Prepopulated by Kroll Creditor Claims Portal

FullLegalName:

You are currently impersonating Areej Khan
[End Impersonation](#)



N/A
Represented by Kroll Creditor Claims Portal

Give details of whether the whole or any part of the debt falls within any (and if so which) of the categories of preferential debts set out in the Insolvency Rules, 2004.
N/A
Represented by Kroll Creditor Claims Portal

Particulars of how and when debt incurred
N/A
Represented by Kroll Creditor Claims Portal

If applicable, please provide particulars of any security held, the date it was given and the value of the security
N/A
Represented by Kroll Creditor Claims Portal

Confirmation and Signature

By signing this form you agree that you are the creditor or a representative of the creditor and have legal authority to register for access to the claim information on the Kroll Creditor Claims Portal.

* Full name of signatory

* I certify that I have completed my E-registration form on the Kroll Torque Portal. I hereby agree that my electronic signature herein complies E-SIGN Act, and accordingly shall have the same legal effect as my original signature.

* Signature

Please sign.
Date: 01/07/2022

[Privacy Policy](#) Developed by Kroll Business Technology Limited

- Once your POD submitted, the POD status will change to “Auto POD Provided” as highlighted in the below screenshot.

KROLL Welcome, Victor Parzyjaga
Last Login Date: 10/07/2022 09:51:48
[Logout](#)

Liquidations Documents My Profile Support

Liquidation Overview
 POD Submission Details
 Claims
 Payouts

POD Submission Details

Find:
 Entity Type:


Bene ID	Full Legal Name	Unique ID	Entity Type	ID Check	KYC Status	POD Status	Additions	Doc List	Edit/View
KR35606	VictorPlayd	1987-1707-1987-4072	Individual		Verified	Auto POD Provided	<input type="button" value="Additional Claims"/>	<input type="button" value="Doc List"/>	<input type="button" value="Edit/View"/>

[Privacy Policy](#) Developed by Kroll Business Technology Limited

- You will then receive the below email.



[EXTERNAL] POD Received

 Torque Claims Portal- Dev <torquebcsupport@krollbusinessconnect.com>
To: Khan, Areej
Retention Policy Email (11 years) Expires 6/28/2033
[Click here to download pictures.](#) To help protect your privacy, Outlook prevented automatic download of some pictures in this message.

[Reply](#) [Reply All](#) [Forward](#) [...](#)
Fri 7/1/2022 1:50 PM

Dear Torque's Creditor,

This is to confirm that your claim submission has been received for adjudication purposes by the Joint Liquidators of Torque Group Holdings Limited (In Liquidation).

We will be in contact with you once all creditor claims have been adjudicated and sufficient asset realizations have been made for the Joint Liquidators to prepare a distribution to creditors.

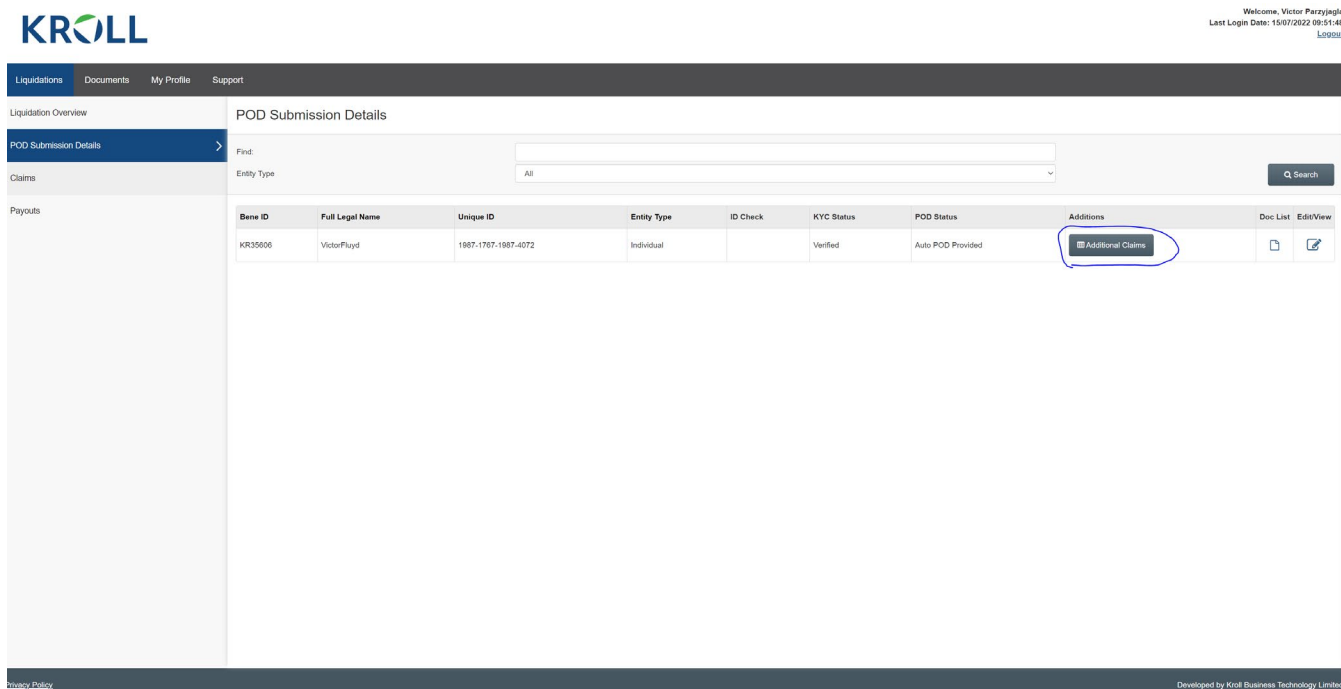
Should you have any queries, please contact us at Torque.Portal@Kroll.com

Kind regards

Joint Liquidators
Torque Group Holdings Limited (In Liquidation)

****This email is generated automatically from an unmonitored email account. Please do not reply to this email – we have no facility for handling responses. All email queries relating to creditor claims should be sent to Torque.Portal@Kroll.com****

- If you wish to submit additional claims that are not on the records of the Joint Administrators, please click on the button called “Additional Claims” circled in blue in the below screenshot.



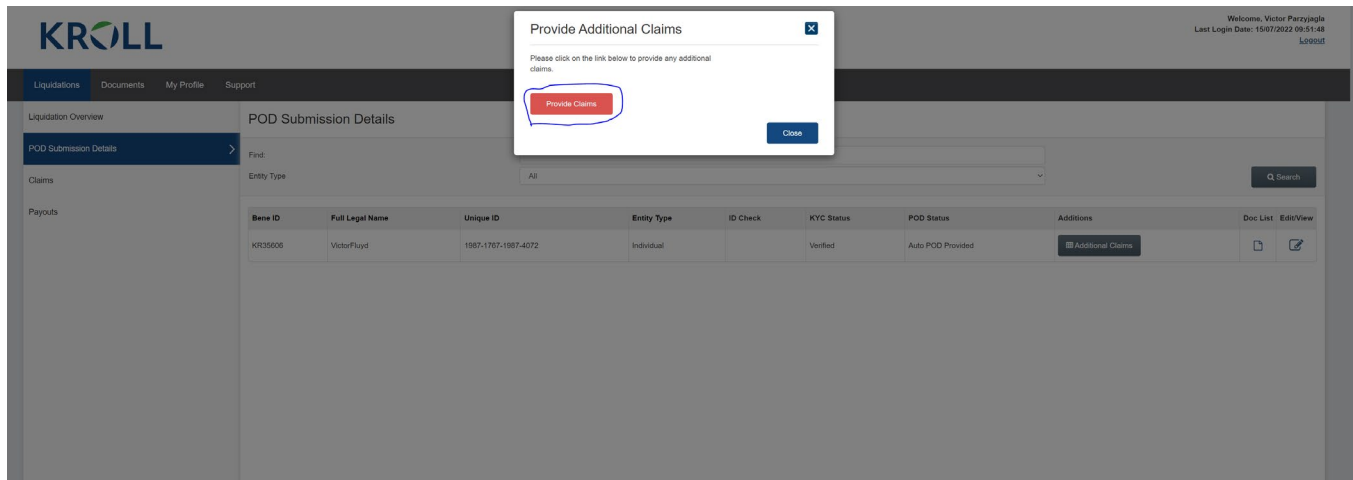
POD Submission Details

Find:
Entity Type: All

Bene ID	Full Legal Name	Unique ID	Entity Type	ID Check	KYC Status	POD Status	Additions	Doc List	EditView
KR35606	VictorPlayd	1987-1707-1987-4072	Individual		Verified	Auto POD Provided	Additional Claims		

Privacy Policy Developed by Kroll Business Technology Limited

- Once you have clicked on the button called “Additional Claims”, a pop up will appear. Please click on the button “Provide Claims” circled in blue in the below screenshot and you will be directed to a form where you can provide the details of those claims.



The screenshot displays the KROLL web application interface. At the top right, a user is logged in as "Victor Parzyjka" with a last login date of "15/07/2022 09:51:48". The main navigation bar includes "Liquidations", "Documents", "My Profile", and "Support". The left sidebar shows "Liquidation Overview", "POD Submission Details" (selected), "Claims", and "Payouts". The main content area is titled "POD Submission Details" and features a search bar and a table of submissions. A modal dialog titled "Provide Additional Claims" is overlaid on the page, containing the text "Please click on the link below to provide any additional claims." and a red button labeled "Provide Claims".

Bene ID	Full Legal Name	Unique ID	Entity Type	ID Check	KYC Status	POD Status	Actions	Doc List	Edit/View
KR3506	VictorFloyd	1987-1767-1987-4072	Individual		Verified	Auto POD Provided	Additional Claims		

7. See below screenshots of the form. Please provide the necessary confirmations, sign and submit by clicking on the button called "Submit" at the bottom of the form.



This form is for creditors of Torque Group Holdings Limited (In Liquidation) to submit details of their claim to the Liquidators, and gain access to the Creditor Claims Submission Portal.

▼ Introduction

Messrs. Jason Kardachi and Philip Smith were appointed Joint Provisional Liquidators (the "JPLs") of Torque Group Holdings Limited (In Liquidation) ("Torque" or the "Company") pursuant to an order of the Eastern Caribbean Supreme Court of the British Virgin Islands (the "Court") dated 2 March 2021 (the "PL Order").

On 18 March 2021, the JPLs were appointed as Joint Liquidators of Torque (the "JLs") pursuant to an Order of the Court (the "Liquidation Order").

By Order of the Court dated 12 July 2021, Kent McParland replaced Philip Smith as JL. Mr. McParland and Mr. Kardachi now act as the JLs of Torque.

Copies of the JPL and JL reports and circular updates to creditors can be found at: <https://www.kroll.com/en/services/restructuring-advisory/creditors-portal>. These reports provide background to the Company, the reasons for the liquidation and updates with respect to the JLs' investigations and asset realizations.

Given the high volume of Torque creditors, the JLs have automated the claim submission process through the Kroll Creditor Claims Portal ("[Creditor Portal](#)"). The purpose of this automated process is to allow the creditors of Torque to:

1. Confirm the balances of crypto assets (BTC, LTC, ETH, USDT, BCH, TRX, XRP) maintained by them on the Torque website / application as at the date of liquidation, 18 March 2021
2. Submit a claim in the liquidation via completion of a Proof of Debt ("POD") form; and
3. Access the JLs' responses to frequently asked questions.

Each step on the Creditor Portal includes detailed instructions to submit your claim. You will need to complete and verify each step of the claim submission process. The initial step in this process requires you to enter basic personal information, provide your Torque username(s) and complete a Know-Your-Client ("KYC") verification process. Once the KYC verification process has been reviewed and approved by the JLs, you will receive an email confirmation including further details on the next steps.

Dividends will be paid to creditors in USDT. Upon successful adjudication of claims, creditors will be asked to provide wallet and network details for receiving dividends. Detailed instructions will be provided to each creditor upon successful completion of the adjudication process.

Should you have any queries in relation to the claim submission process, please contact us at Torque.Portal@Kroll.com

▼ Electronic Proof of Debt Form

▼ Electronic Proof of Debt Form Claimant Details

* Full Legal Name

📧 * Email Address

Please input the email address you would like to be contacted in regards to Torque's claims process

* Address Line1

Address Line 2

Address Line 3

* City



Does the whole or any part of the debt fall within any (and if so which) of the categories of preferential debts set out in the Insolvency Rules, 2004?

Category

Amount(s) to be claimed as preferential

If applicable, please provide particulars of any security held, the date it was given and the value of the security

Confirmation and Signature

By signing this form you agree that you are the creditor or a representative of the creditor and have legal authority to register for access to the claim information on the Kroll Creditor Claims Portal.

* Full name of signatory

* Signature

[✕ Clear](#)

* I certify that I have completed my registration form on Kroll Creditor Claims Portal. I hereby agree that my electronic signature herein complies with the ESIGN Act, and accordingly shall have the same legal effect as my original signature.

Date

15/7/2022



Upon completion of your registration form, you will shortly receive an automated email enclosing instructions to create your password for the Kroll Creditor Claims Portal. You will then be able to complete your KYC verification and finalise your claim submission.

→ Submit



- Finally, all claims submitted will now further be adjudicated by the Joint Liquidators.

Step 7.2: Reject All Claims

- After closing the pop up (please refer to the end of Step 6 in relation to the pop up), if you are not satisfied with the claims displayed, you can click on the button called “Reject All Claims” which is the button that is **NEXT TO** the button circled in blue in the below screenshot.

Welcome, Victor Parajjula
 Last Login Date: 15/07/2022 09:51:48
 L09958

Liquidations Documents My Profile Support

Liquidation Overview
 POD Submission Details
 Claims
 Payouts

Submit Proof Of Debt For VictorFluyd

Find:
 BeneID:
 ClaimID:
 Status: All

Search

Legal Entity	BeneID	ClaimID	Status	Amount BTC	Amount LTC	Amount ETH	Amount USBD	Amount BCH	Amount TRX	Amount XRP
VictorFluyd	KR35606	Victor399	Matched	1.00000000	5.00000000		1.73823852			1000.00000000
VictorFluyd	KR35606	Victor400	Matched	7.00000000			1.73823852			1000.00000000
VictorFluyd	KR35606	Victor401	Matched	9.00000000			1.73823852			1000.00000000
VictorFluyd	KR35606	Victor402	Matched	15.00000000			1.73823852			1000.00000000
VictorFluyd	KR35606	Victor403	Matched	18.00000000			1.73823852			1000.00000000
VictorFluyd	KR35606	Victor404	Matched	112.00000000			1.73823852			1000.00000000
VictorFluyd	KR35606	Victor405	Matched				1.73823852			1000.00000000
VictorFluyd	KR35606	Victor406	Matched				1.73823852			1000.00000000
VictorFluyd	KR35606	Victor407	Matched				1.73823852			1000.00000000
VictorFluyd	KR35606	Victor408	Matched				1.73823852			1000.00000000
VictorFluyd	KR35606	Victor409	Matched				1.73823852			1000.00000000
VictorFluyd	KR35606	Victor410	Matched				1.73823852			1000.00000000
VictorFluyd	KR35606	Victor411	Matched				1.73823852			1000.00000000
VictorFluyd	KR35606	Victor412	Matched				1.73823852			1000.00000000
VictorFluyd	KR35606	Victor413	Matched		213.00000000		1.73823852			1000.00000000

1 2 3

Accept All Claims Reject All Claims

Privacy Policy Developed by Kroll Business Technology Limited

- Then please click on the button called “Provide Your POD”. You will be redirected to a form where you will be in position to provide details in respect of your claims. See below a screenshot of the form. Please provide the necessary confirmations, sign and submit by clicking on the button called “Submit” at the bottom of the form.



If applicable, please provide particulars of any security held, the date it was given and the value of the security

Confirmation and Signature

By signing this form you agree that you are the creditor or a representative of the creditor and have legal authority to register for access to the claim information on the Kroll Creditor Claims Portal.

* Full name of signatory

* Signature

[X Clear](#)

* I certify that I have completed my registration form on Kroll Creditor Claims Portal. I hereby agree that my electronic signature herein complies with the ESIGN Act, and accordingly shall have the same legal effect as my original signature.

Date

Upon completion of your registration form, you will shortly receive an automated email enclosing instructions to create your password for the Kroll Creditor Claims Portal. You will then be able to complete your KYC verification and finalize your claim submission.

Obicon Forms 2021.1.3.202204271907 PE

3. Once your POD submitted, the POD status will change to “Manual POD Provided” as per the below screenshot.

KROLL You are currently impersonating Areej Khan [End Impersonation](#)

Liquidations Documents My Profile Support

Liquidation Overview

POD Submission Details

Find:

Entity Type: All

Bene ID	Full Legal Name	Unique ID	Entity Type	KYC Status	POD Status	Doc List	Edit/View
KR15035	Areej Khan	1111-1111-1111	Individual	Verified	Manual POD Provided		

[Privacy Policy](#) Developed by Kroll Business Technology Limited

4. You will then receive the below email.



[EXTERNAL] POD Received



Torque Claims Portal- Dev <torquebcsupport@krollbusinessconnect.com>

To: Khan, Areej

Retention Policy Email (11 years)

Expires 6/28/2033

Click here to download pictures. To help protect your privacy, Outlook prevented automatic download of some pictures in this message.

Reply Reply All Forward

Fri 7/1/2022 1:50 PM

Dear Torque's Creditor,

This is to confirm that your claim submission has been received for adjudication purposes by the Joint Liquidators of Torque Group Holdings Limited (In Liquidation).

We will be in contact with you once all creditor claims have been adjudicated and sufficient asset realizations have been made for the Joint Liquidators to prepare a distribution to creditors.

Should you have any queries, please contact us at Torque.Portal@Kroll.com

Kind regards

Joint Liquidators
Torque Group Holdings Limited (In Liquidation)

****This email is generated automatically from an unmonitored email account. Please do not reply to this email – we have no facility for handling responses. All email queries relating to creditor claims should be sent to Torque.Portal@Kroll.com****

5. If approved, the claims will further be adjudicated by the Joint Liquidators.
6. If rejected, the Joint Liquidators will send you a rejection email.

Step 8: View POD Submission Details

1. In order to view all of the forms and documents that you have submitted so far you can go to the sub tab called "POD Submission Details" and click on the icon called "Doc List" circled in blue below.

Welcome, Victor Perzyjga
Last Login Date: 15/07/2022 09:27:49
Logout

Liquidations Documents My Profile Support

Liquidation Overview
POD Submission Details
Claims
Payouts

POD Submission Details

Find:
Entity Type: All

Bene ID	Full Legal Name	Unique ID	Entity Type	ID Check	KYC Status	POD Status	Additional Actions	Doc List	Edit/View
KR35604	Victor	0909-0908-0909-0909	Individual		Verified	Auto POD Provided	<input type="button" value="Additional Claims"/>	<input type="button" value="Doc List"/>	<input type="button" value="Edit/View"/>

1. List of Docs

Click on the Doc List button in the table. All the documents and forms submitted by the creditor can be viewed as per the below screenshot.

KROLL You are currently impersonating Areej Khan
[End Impersonation](#)

Liquidations Documents My Profile Support

Liquidation Overview
POD Submission Details >
 Claims
 Payouts

LE KYC Documents

Find:
 Reference: Search

File	Reference	Date	File
Auto POD Form - 1111-1111-1111-1111.pdf	Auto POD Form	29/06/2022 07:14	
Auto POD Form - 1111-1111-1111-1111.pdf	Auto POD Form	27/06/2022 07:18	
Auto POD Form - 1111-1111-1111-1111.pdf	Auto POD Form	23/06/2022 09:27	
Auto POD Form - 1111-1111-1111-1111.pdf	Auto POD Form	23/06/2022 08:12	
ddf5e0db2fce2fcd9e9eb5222407ae9d54de9a1 - 1111-1111-1111-1111.pdf	ddf5e0db2fce2fcd9e9eb5222407ae9d54de9a1	23/06/2022 08:01	
Auto POD Form - 1111-1111-1111-1111.pdf	Auto POD Form	22/06/2022 19:39	

[Privacy Policy](#) Developed by Kroll Business Technology Limited

Click on any of the icons in the File column to open a document. Once you click on one of the icon the document in question will display as per below.

Torque Group Holdings Limited (In Liquidation) - Claims Registr... 1 / 3 | 100% + |

Instructions will be provided to each creditor upon successful completion of the adjudication process.

Should you have any queries in relation to the claim submission process, please contact us at Torque.Portal@Kroll.com

Claim Registration Details

Kroll Creditor Claims Portal Unique ID

Electronic Proof of Debt Form

Electronic Proof of Debt Form Claimant Details

Full Legal Name

Email Address

Address Line 1

Address Line 2

Address Line 3

2. Personal Details



Click on Edit/View button in the POD Submissions table to amend your personal details. See below a screenshot where the button is circled in blue.

Welcome, Victor Parryjagla
Last Login Date: 15/07/2022 09:27:40
[Logout](#)

Liquidations Documents My Profile Support

Liquidation Overview
POD Submission Details
Claims
Payouts

POD Submission Details

Find:
Entity Type: All [Q Search](#)

Bene ID	Full Legal Name	Unique ID	Entity Type	ID Check	KYC Status	POD Status	Additions	Doc List	Edit/View
KR35604	Victor	0909-0909-0909-0909	Individual		Verified	Auto POD Provided	Additional Claims	Doc List	Edit/View

Once you have clicked on the Edit/View button you will be in position to amend/check your personal details as per the below screenshot.

You are currently impersonating Areej Khan
[End impersonation](#)

Liquidations Documents My Profile Support

Liquidation Overview
POD Submission Details
Claims
Payouts

Legal Entity Details

Main
Bene ID KR15035
Full Legal Name Areej Khan

Entity Details
Please provide your Date Of Birth, Nationality and ID Doc Number of your KYC verification document (ID, Driving License, Passport)
Date Of Birth 01/06/2022
Nationality India
MMLID 1111-1111-1111-1111
ID Doc Number 123

Creditor's Address
Please provide your Address
Address 1 que
Address 2 er
Address 3 df
Address 4
City q12
Postal Code 123
Country India

[Cancel](#) [Save](#)

[Privacy Policy](#) Developed by Kroll Business Technology Limited

Step 9: View Claim Details

1. In order to view a summary of your claims you can go to the sub tab called "Claims" as per the below screenshot.



Welcome, Victor Parzyjaga
Last Login Date: 15/07/2022 09:27:40
Logout

Liquidations Overview

POD Submission Details

Claims

Payouts

USD T XRP

USD T

Liquidations Torque Group Holdings Limited (In Liquidation) USD T

Export All Claims

The below are displayed the claims of your Torque's holdings.

Find: Search

Bene ID	Claim No	Claim Total	Debtor	Claimant Legal Name	Claim Natures	Payouts	Details
KR35604	USD T	1.83756643	USD T	Victor			
KR35604	USD T	1.49854258	USD T	Victor			
KR35604	USD T	1.73823852	USD T	Victor			
KR35604	USD T	1.73823852	USD T	Victor			
KR35604	USD T	1.73823852	USD T	Victor			
KR35604	USD T	1.73823852	USD T	Victor			
KR35604	USD T	1.83756643	USD T	Victor			
KR35604	USD T	0.79818007	USD T	Victor			
KR35604	USD T	1.73823852	USD T	Victor			
KR35604	USD T	1.73823852	USD T	Victor			
KR35604	USD T	0.79831682	USD T	Victor			
KR35604	USD T	1.73823852	USD T	Victor			
KR35604	USD T	1.73823852	USD T	Victor			
KR35604	USD T	1.73823852	USD T	Victor			
KR35604	USD T	1.73823852	USD T	Victor			
KR35604	USD T	1.73823852	USD T	Victor			
KR35604	USD T	1.73823852	USD T	Victor			

1 2

2. Click on the button called "Export All Claims" to export your claims into excel. The button is circled in blue in the below screenshot.



Welcome, Victor Parzyjaga
Last Login Date: 15/07/2022 09:27:40
Logout

Liquidations Overview

POD Submission Details

Claims

Payouts

USD T XRP

USD T

Liquidations Torque Group Holdings Limited (In Liquidation) USD T

Export All Claims

The below are displayed the claims of your Torque's holdings.

Find: Search

Bene ID	Claim No	Claim Total	Debtor	Claimant Legal Name	Claim Natures	Payouts	Details
KR35604	USD T	1.83756643	USD T	Victor			
KR35604	USD T	1.49854258	USD T	Victor			
KR35604	USD T	1.73823852	USD T	Victor			
KR35604	USD T	1.73823852	USD T	Victor			
KR35604	USD T	1.73823852	USD T	Victor			
KR35604	USD T	1.73823852	USD T	Victor			
KR35604	USD T	1.83756643	USD T	Victor			
KR35604	USD T	0.79818007	USD T	Victor			
KR35604	USD T	1.73823852	USD T	Victor			
KR35604	USD T	1.73823852	USD T	Victor			
KR35604	USD T	0.79831682	USD T	Victor			
KR35604	USD T	1.73823852	USD T	Victor			
KR35604	USD T	1.73823852	USD T	Victor			
KR35604	USD T	1.73823852	USD T	Victor			
KR35604	USD T	1.73823852	USD T	Victor			
KR35604	USD T	1.73823852	USD T	Victor			
KR35604	USD T	1.73823852	USD T	Victor			
KR35604	USD T	1.73823852	USD T	Victor			

1 2



- Click on any of the icons in the Claims Nature column for more details of each claim. The Claims Nature column is highlighted in yellow in the below screenshot.

KROLL Welcome, Victor Parzyjgic
Last Login Date: 15/07/2022 09:27:45
Logout

Liquidations Documents My Profile Support

Liquidation Overview **USDT** XRP

POD Submission Details **USDT** Export All Claims

Liquidations Torque Group Holdings Limited (In Liquidation) USDT

The below are displayed the claims of your Torque's holdings.

Find: Search

Bene ID	Claim No	Claim Total	Debtor	Claimant Legal Name	Claim Natures	Payouts	Details
KR35804	USDT	1.83756643	USDT	Victor			
KR35804	USDT	1.49854258	USDT	Victor			
KR35804	USDT	1.73823852	USDT	Victor			
KR35804	USDT	1.73823852	USDT	Victor			
KR35804	USDT	1.73823852	USDT	Victor			
KR35804	USDT	1.73823852	USDT	Victor			
KR35804	USDT	1.83756643	USDT	Victor			
KR35804	USDT	0.79818007	USDT	Victor			
KR35804	USDT	1.73823852	USDT	Victor			
KR35804	USDT	1.73823852	USDT	Victor			
KR35804	USDT	0.79831682	USDT	Victor			
KR35804	USDT	1.73823852	USDT	Victor			
KR35804	USDT	1.73823852	USDT	Victor			
KR35804	USDT	1.73823852	USDT	Victor			
KR35804	USDT	1.73823852	USDT	Victor			
KR35804	USDT	1.73823852	USDT	Victor			
KR35804	USDT	1.73823852	USDT	Victor			

1 2

- See below an example of the page you will reach once you have clicked on any of the icons in the Claims Nature column.

KROLL You are currently impersonating Areej Khan
End Impersonation

Liquidations Documents My Profile Support

Liquidation Overview **BCH**

POD Submission Details **Claims For Areej Khan - 123456**

Liquidations Deals Torque BCH

Deal: Torque
Asset: BCH
Total: 20.00

Find:

Amount	Type	Date Filed
20.00000000	Standard	22/06/2022

Privacy Policy Developed by Kroll Business Technology Limited

- Finally, Click on any of the icons in the Details column for more details on each position briefly. The Details column is highlighted in yellow in the below screenshot.

The screenshot shows the KROLL interface with the 'Claims' section selected. The table displays the following data:

Bene ID	Claim No	Claim Total	Debtor	Claimant Legal Name	Claim Natures	Payouts	Details
KR35604	USDT	1.83756643	USDT	Victor			
KR35604	USDT	1.49854258	USDT	Victor			
KR35604	USDT	1.73823852	USDT	Victor			
KR35604	USDT	1.73823852	USDT	Victor			
KR35604	USDT	1.73823852	USDT	Victor			
KR35604	USDT	1.73823852	USDT	Victor			
KR35604	USDT	1.83756643	USDT	Victor			
KR35604	USDT	0.79818007	USDT	Victor			
KR35604	USDT	1.73823852	USDT	Victor			
KR35604	USDT	1.73823852	USDT	Victor			
KR35604	USDT	0.79831682	USDT	Victor			
KR35604	USDT	1.73823852	USDT	Victor			
KR35604	USDT	1.73823852	USDT	Victor			
KR35604	USDT	1.73823852	USDT	Victor			
KR35604	USDT	1.73823852	USDT	Victor			
KR35604	USDT	1.73823852	USDT	Victor			
KR35604	USDT	1.73823852	USDT	Victor			
KR35604	USDT	1.73823852	USDT	Victor			
KR35604	USDT	1.73823852	USDT	Victor			
KR35604	USDT	1.73823852	USDT	Victor			

- See below an example of the pop up that will appear once you have clicked on any of the icons in the Details column.

The screenshot shows the KROLL interface with a pop-up window titled 'Victor Position On USDT'. The pop-up displays the following information:

- Beneficial Owner:** Victor
- Deal:** Torque Group Holdings Limited (In Liquidation)
- Asset Type:** Claims
- Total Claims:** 1.84
- Total Payouts:** 0.00
- Claim Date Filed:** 18/03/2021

The background shows the same claims table as in the previous screenshot, with the 'Details' column highlighted in yellow.



Step 10: Adjudication Of Claims

1. When the claim is approved by the Joint Administrators following adjudication, you will receive the below email.

[EXTERNAL] Claim Approved

Torque Claims Portal- Dev <torquebcsupport@krollbusinessconnect.com>

To ✔ Dimitrova, Romina

13/06/2022

Retention Policy Email (11 years) Expires 10/06/2033

Click here to download pictures. To help protect your privacy, Outlook prevented automatic download of some pictures in this message.

Dear User,

Please note that the Joint Liquidators have now adjudicated all creditor claims in the liquidation of Torque Group Holdings Limited (In Liquidation).

Your claim(s) listed below has been successfully admitted for distribution purposes. Based on their current estimates, the Joint Liquidators anticipate a payment to creditors with the following ratios:

528.00 USD to 1 BCH
57648.16 USD to 1 BTC
1775.97 USD to 1 ETH
199.69 USD to 1 LTC
0.05 USD to 1 TRX
1.00 USD to 1 USDT
0.47 USD to 1 XRP

The Joint Liquidators will be in touch shortly to disclose the proposed timeline for the payment of dividends to creditors.

Please contact us at Torque.Portal@Kroll.com should you have questions regarding your claim. We also encourage you to visit our creditors portal [Link to Torque Claims](#) for more information.



Kind regards





Joint Liquidators
Torque Group Holdings Limited (In Liquidation)

This email is generated automatically from an unmonitored email account. Please do not reply to this email – we have no facility for handling responses. All email queries relating to creditor claims should be sent to Torque.Portal@Kroll.com

2. When the claim is rejected by the Joint Administrators following adjudication, you will receive the below email.


[EXTERNAL] Claim Rejected

 Torque Claims Portal- Dev <torquekbcsupport@krollbusinessconnect.com>
 To  mprcallman

Expires 10/06/2033
13/06/2022

Retention Policy Email (11 years)

 Click here to download pictures. To help protect your privacy, Outlook prevented automatic download of some pictures in this message.

Dear User,

The Joint Liquidators have now adjudicated all creditor claims in the liquidation of Torque Group Holdings Limited (In Liquidation). Unfortunately, your following claims has been rejected.

Dominique1

Please contact the Joint Liquidators by email at Torque.Portal@Kroll.com should you have any queries, or wish to resubmit your KYC.

Kind regards



Joint Liquidators
Torque Group Holdings Limited (In Liquidation)





This email is generated automatically from an unmonitored email account. Please do not reply to this email – we have no facility for handling responses. All email queries relating to creditor claims should be sent to Torque.Portal@Kroll.com

Step 11: Claims Payouts

1. When a payout is made in relation to any of your claims, you will receive a payout email as per below.


[EXTERNAL] New payout issued

 Torque Claims Portal- Dev <torquekbcsupport@krollbusinessconnect.com>
 To  Dimitrova, Romina

Expires 10/06/2033
13/06/2022

Retention Policy Email (11 years)

 Click here to download pictures. To help protect your privacy, Outlook prevented automatic download of some pictures in this message.

Dear User,

We are pleased to confirm that the Joint Liquidators are now in a position to proceed with the payment of dividends to creditors.

A distribution is now available to creditors.

Based on your admitted claim, you will receive:

Account: Ashley

57648.16 USD to 1 BTC resulting to 57648.16

>All payments will be processed with a value date of 13/06/2022

Please contact us at Torque.Portal@Kroll.com should you have further questions at this stage.

Kind regards

Joint Liquidators
Torque Group Holdings Limited (In Liquidation)

This email is generated automatically from an unmonitored email account. Please do not reply to this email – we have no facility for handling responses. All email queries relating to creditor claims should be sent to Torque.Portal@Kroll.com

2. In order to view a summary of your payouts you can go to the sub tab called “Payouts” as per the below screenshot. This sub tab will list all of the payouts made.



Welcome, Victor Parzyjaga
Last Login Date: 15/07/2022 09:27:40
[Logout](#)

Liquidations Documents My Profile Support

Liquidation Overview
POD Submission Details
Claims
Payouts >

Summary Of Payouts

Find:
BenefID:
ClaimID:

There are no payout to display.

[Privacy Policy](#) Developed by Kroll Business Technology Limited